

PARAMETRO DEPARTAMENTO  
MUNICIPIO DE PITALITO

891180077-0

EJECUCION ACTIVA

viernes, 3 de agosto de 2018

Página 1 de 20

MUNICIPIO DE PITALITO

MIGUEL ANTONIO RICO RINCO

2018

NOMBRE DE LA ENTIDAD

ABRIL-JUNIO

AÑO

NOMBRE JEFE DEL ORGANISMO

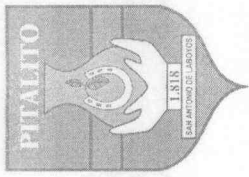
MES DE LA CUENTA

NOMBRE JEFE AREA PRESUPUESTO

PITALITO, 3 de Agosto de 2018  
CIUDAD Y FECHA DE ELABORACION

NOMBRE ENCARGADO AREA

ARTICULO	CONCEPTO	ESTIMATIVO INICIAL	ADICIONES/R EINTEGRO	REDUCCIONES	TRASL. CREDITOS	TRASL. CONTRACRE DITOS	ESTIMATIVO TOTAL	RECONOCIMIENTOS		RECAUDOS		SALDOS POR RECAUDAR	SALDOS POR EJECUTAR
								MESES ANTER.	MES	MESES ANTER.	MES		
1	INGRESOS TOTALES	173,927,934,994.61	77,048,846,110.11	60,697,124,928.45	00.00	00.00	190,279,656,176.27	39,325,500,543.82	72,145,788,563.05	111,471,289,106.87	00.00	78,808,367,069.40	
11	INGRESOS CORRIENTES	173,927,934,994.61	69,258,322,695.44	60,516,519,928.45	00.00	00.00	182,689,737,761.60	39,160,463,357.72	64,271,201,946.05	103,431,665,303.77	00.00	79,238,072,457.83	
1101	TRIBUTARIOS	17,128,355,716.99	00.00	00.00	00.00	00.00	17,128,355,716.99	6,545,177,862.00	5,299,534,204.35	11,844,712,066.35	00.00	5,283,043,650.64	
110101	IMPUESTO PREDIAL UNIFICADO	5,718,461,940.00	00.00	00.00	00.00	00.00	5,718,461,940.00	3,144,834,047.00	1,741,734,468.35	4,886,566,515.35	00.00	831,883,424.65	
11010101	IMPUESTO PREDIAL UNIFICADO VIGENCIA ACTUAL (INCLUYE COMPENSACION RESGUARDOS INDIGENAS)	4,890,461,940.00	00.00	00.00	00.00	00.00	4,890,461,940.00	2,850,360,597.00	1,522,690,469.35	4,373,051,066.35	00.00	517,410,873.65	
11010101	LIBRE D IMPUESTOS	4,890,461,940.00	00.00	00.00	00.00	00.00	4,890,461,940.00	2,850,360,597.00	1,522,690,469.35	4,373,051,066.35	00.00	517,410,873.65	
11010102	IMPUESTO PREDIAL UNIFICADO VIGENCIAS ANTERIORES (INCLUYE COMPENSACION RESGUARDOS INDIGENAS)	828,000,000.00	00.00	00.00	00.00	00.00	828,000,000.00	294,473,450.00	219,043,999.00	513,517,449.00	00.00	314,482,551.00	
11010102	LIBRE D IMPUESTOS	828,000,000.00	00.00	00.00	00.00	00.00	828,000,000.00	294,473,450.00	219,043,999.00	513,517,449.00	00.00	314,482,551.00	
110102	IMPUESTO DE INDUSTRIA Y COMERCIO	3,985,274,548.00	00.00	00.00	00.00	00.00	3,985,274,548.00	1,350,913,100.00	1,631,123,338.00	2,982,036,438.00	00.00	1,003,238,110.00	
11010201	IMPUESTO INDUSTRIA Y COMERCIO VIGENCIA ACTUAL	3,861,074,548.00	00.00	00.00	00.00	00.00	3,861,074,548.00	1,343,203,436.00	1,603,199,238.00	2,946,402,674.00	00.00	914,671,874.00	
11010201	LIBRE D IMPUESTOS	3,861,074,548.00	00.00	00.00	00.00	00.00	3,861,074,548.00	1,343,203,436.00	1,603,199,238.00	2,946,402,674.00	00.00	914,671,874.00	
11010202	IMPUESTO DE INDUSTRIA Y COMERCIO VIGENCIA ANTERIOR	124,200,000.00	00.00	00.00	00.00	00.00	124,200,000.00	7,709,664.00	27,924,100.00	35,633,764.00	00.00	88,566,236.00	
11010202	LIBRE D IMPUESTOS	124,200,000.00	00.00	00.00	00.00	00.00	124,200,000.00	7,709,664.00	27,924,100.00	35,633,764.00	00.00	88,566,236.00	
110103	AVISOS Y TABLEROS	664,470,000.00	00.00	00.00	00.00	00.00	664,470,000.00	307,647,029.00	300,815,229.00	608,462,258.00	00.00	56,007,742.00	
11010301	AVISOS Y TABLEROS VIGENCIA ACTUAL	650,290,500.00	00.00	00.00	00.00	00.00	650,290,500.00	306,553,429.00	296,626,529.00	603,179,968.00	00.00	47,110,542.00	



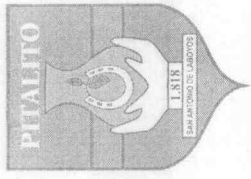
# PARAMETRO DEPARTAMENTO MUNICIPIO DE PITALITO

891180077-0  
EJECUCION ACTIVA

viernes, 3 de agosto de 2018

Página 2 de 20

ARTICULO	CONCEPTO	ESTIMATIVO INICIAL	ADICIONES/REDUCCIONES	TRASL. CREDITOS	TRASL. CONTRACREDITOS	ESTIMATIVO TOTAL	RECONOCIMIENTOS		RECAUDOS		SALDOS POR RECAUDAR	SALDOS POR EJECUTAR
							MESES ANTER.	MESES ANTER.	MESES ANTER.	MESES ANTER.		
11010301 110101	LIBRE D IMPUESTOS	650,290,500.00	00.00	00.00	00.00	650,290,500.00	306,553,429.00	296,626,529.00	306,553,429.00	296,626,529.00	603,179,958.00	47,110,542.00
11010302	AVISOS Y TABLEROS VIGENCIAS ANTERIORES	14,179,500.00	00.00	00.00	00.00	14,179,500.00	1,093,600.00	4,188,700.00	1,093,600.00	4,188,700.00	5,282,300.00	8,897,200.00
11010302 110101	LIBRE D IMPUESTOS	14,179,500.00	00.00	00.00	00.00	14,179,500.00	1,093,600.00	4,188,700.00	1,093,600.00	4,188,700.00	5,282,300.00	8,897,200.00
110104	IMPUESTO DE DELINACION	20,182,500.00	00.00	00.00	00.00	20,182,500.00	5,988,544.00	6,922,145.00	5,988,544.00	6,922,145.00	12,910,689.00	7,271,811.00
110104 110101	LIBRE D IMPUESTOS	20,182,500.00	00.00	00.00	00.00	20,182,500.00	5,988,544.00	6,922,145.00	5,988,544.00	6,922,145.00	12,910,689.00	7,271,811.00
110106	DEGUELLO DE GANADO	230,000,000.00	00.00	00.00	00.00	230,000,000.00	63,265,857.00	71,422,047.00	63,265,857.00	71,422,047.00	134,687,904.00	95,312,096.00
110106 110101	LIBRE D IMPUESTOS	230,000,000.00	00.00	00.00	00.00	230,000,000.00	63,265,857.00	71,422,047.00	63,265,857.00	71,422,047.00	134,687,904.00	95,312,096.00
110107	SOBRETASA A LA GASOLINA	5,282,572,767.99	00.00	00.00	00.00	5,282,572,767.99	1,429,791,040.00	1,327,959,710.00	1,429,791,040.00	1,327,959,710.00	2,757,750,750.00	2,524,822,017.99
110107 110101	SOBRETASA A LA GASOLINA	5,282,572,767.99	00.00	00.00	00.00	5,282,572,767.99	1,429,791,040.00	1,327,959,710.00	1,429,791,040.00	1,327,959,710.00	2,757,750,750.00	2,524,822,017.99
110108	OTROS INGRESOS TRIBUTARIOS	1,227,393,961.00	00.00	00.00	00.00	1,227,393,961.00	242,738,245.00	219,557,267.00	242,738,245.00	219,557,267.00	462,295,512.00	765,096,449.00
110108 11010801	OCCUPACION DEL ESPACIO PUBLICO	50,522,129.00	00.00	00.00	00.00	50,522,129.00	8,498,344.00	14,221,051.00	8,498,344.00	14,221,051.00	22,719,395.00	27,802,734.00
11010801 110101	LIBRE D IMPUESTOS	50,522,129.00	00.00	00.00	00.00	50,522,129.00	8,498,344.00	14,221,051.00	8,498,344.00	14,221,051.00	22,719,395.00	27,802,734.00
11010802	NOMENCLATURA	50,407,937.00	00.00	00.00	00.00	50,407,937.00	14,820,732.00	24,618,326.00	14,820,732.00	24,618,326.00	39,439,058.00	10,966,879.00
11010802 110101	LIBRE D IMPUESTOS	50,407,937.00	00.00	00.00	00.00	50,407,937.00	14,820,732.00	24,618,326.00	14,820,732.00	24,618,326.00	39,439,058.00	10,966,879.00
11010803	LICENCIAS DE URBANISMO	353,970,000.00	00.00	00.00	00.00	353,970,000.00	21,673,360.00	15,026,887.00	21,673,360.00	15,026,887.00	36,700,247.00	317,269,753.00
11010803 110101	LIBRE D IMPUESTOS	353,970,000.00	00.00	00.00	00.00	353,970,000.00	21,673,360.00	15,026,887.00	21,673,360.00	15,026,887.00	36,700,247.00	317,269,753.00
11010804	LICENCIAS DE CONSTRUCCION	572,355,000.00	00.00	00.00	00.00	572,355,000.00	107,970,555.00	110,397,516.00	107,970,555.00	110,397,516.00	218,368,071.00	353,986,929.00
11010804 110101	LIBRE D IMPUESTOS	572,355,000.00	00.00	00.00	00.00	572,355,000.00	107,970,555.00	110,397,516.00	107,970,555.00	110,397,516.00	218,368,071.00	353,986,929.00
11010805	PERMISOS PARA VENTAS EN NOTARIAS	20,947,365.00	00.00	00.00	00.00	20,947,365.00	00.00	00.00	00.00	00.00	00.00	20,947,365.00
11010805 110101	LIBRE D IMPUESTOS	20,947,365.00	00.00	00.00	00.00	20,947,365.00	00.00	00.00	00.00	00.00	00.00	20,947,365.00
11010806	USO DE SUELOS	145,059,959.00	00.00	00.00	00.00	145,059,959.00	76,192,488.00	45,556,336.00	76,192,488.00	45,556,336.00	121,748,824.00	23,311,135.00
11010806 110101	LIBRE D IMPUESTOS	145,059,959.00	00.00	00.00	00.00	145,059,959.00	76,192,488.00	45,556,336.00	76,192,488.00	45,556,336.00	121,748,824.00	23,311,135.00
11010807	PESAS Y MEDIDAS	21,735,000.00	00.00	00.00	00.00	21,735,000.00	4,462,544.00	9,071,188.00	4,462,544.00	9,071,188.00	13,533,732.00	8,201,268.00



# PARAMETRO DEPARTAMENTO MUNICIPIO DE PITALITO

891180077-0

## EJECUCION ACTIVA

viernes, 3 de agosto de 2018

Página 3 de 20

ARTICULO	CONCEPTO	ESTIMATIVO INICIAL	ADICIONES/ E INTEGRO	REDUCCIONES	TRASL. CREDITOS	TRASL. CONTRACRE DITOS	ESTIMATIVO TOTAL	RECONOCIMIENTOS		RECAUDOS		ACUMULADO	SALDOS POR SALDOS POR	
								MESES ANTER.	MES	MESES ANTER.	MES		RECAUDAR	EJECUTAR
11010807 110101	LIBRE D IMPUESTOS	21,735,000.00	00.00	00.00	00.00	00.00	21,735,000.00	4,462,544.00	9,071,188.00	4,462,544.00	9,071,188.00	13,533,732.00	00.00	8,201,268.00
11010808	PUBLICIDAD EXTERIOR VISUAL	12,396,571.00	00.00	00.00	00.00	00.00	12,396,571.00	9,120,222.00	679,225.00	9,120,222.00	679,225.00	9,799,447.00	00.00	2,597,124.00
11010808 110101	LIBRE D IMPUESTOS	12,396,571.00	00.00	00.00	00.00	00.00	12,396,571.00	9,120,222.00	679,225.00	9,120,222.00	679,225.00	9,799,447.00	00.00	2,597,124.00
11010809	OTROS IMPUESTOS TRIBUTARIOS	00.00	00.00	00.00	00.00	00.00	00.00	00.00	(13,262.00)	00.00	(13,262.00)	(13,262.00)	00.00	13,262.00
11010809 110101	LIBRE ASIGNACION DE IMPUESTOS	00.00	00.00	00.00	00.00	00.00	00.00	00.00	(13,262.00)	00.00	(13,262.00)	(13,262.00)	00.00	13,262.00
1102	NO TRIBUTARIOS	156,799,579,277.62	69,258,322,695.44	60,516,519,928.45	00.00	00.00	165,541,382,044.61	32,615,285,495.72	58,971,667,741.70	32,615,285,495.72	58,971,667,741.70	91,586,953,237.42	00.00	73,954,428,807.19
110201	TASAS Y DERECHOS	6,155,352.00	00.00	00.00	00.00	00.00	6,155,352.00	995,784.00	2,489,460.00	995,784.00	2,489,460.00	3,485,244.00	00.00	2,670,108.00
11020101	REGISTRO DE MARCAS Y HERRETES	6,155,352.00	00.00	00.00	00.00	00.00	6,155,352.00	995,784.00	2,489,460.00	995,784.00	2,489,460.00	3,485,244.00	00.00	2,670,108.00
11020101 110102	LIBRE D TASAS	6,155,352.00	00.00	00.00	00.00	00.00	6,155,352.00	995,784.00	2,489,460.00	995,784.00	2,489,460.00	3,485,244.00	00.00	2,670,108.00
110202	MULTAS Y SANCIONES	704,038,231.00	00.00	00.00	00.00	00.00	704,038,231.00	253,349,903.00	275,885,273.00	253,349,903.00	275,885,273.00	529,235,176.00	00.00	174,603,055.00
11020201	INTERESES MORATORIOS	539,253,316.40	00.00	00.00	00.00	00.00	539,253,316.40	231,453,317.00	211,817,301.00	231,453,317.00	211,817,301.00	443,270,618.00	00.00	95,882,698.40
1102020101	PREDIAL	459,893,882.03	00.00	00.00	00.00	00.00	459,893,882.03	214,505,579.00	194,410,686.00	214,505,579.00	194,410,686.00	408,916,265.00	00.00	50,977,617.03
1102020101 110103	LIBRE D MULTAS	459,893,882.03	00.00	00.00	00.00	00.00	459,893,882.03	214,505,579.00	194,410,686.00	214,505,579.00	194,410,686.00	408,916,265.00	00.00	50,977,617.03
1102020102	INDUSTRIA Y COMERCIO	33,448,780.17	00.00	00.00	00.00	00.00	33,448,780.17	8,425,369.00	14,511,293.00	8,425,369.00	14,511,293.00	22,936,662.00	00.00	10,512,118.17
1102020102 110103	LIBRE D MULTAS	33,448,780.17	00.00	00.00	00.00	00.00	33,448,780.17	8,425,369.00	14,511,293.00	8,425,369.00	14,511,293.00	22,936,662.00	00.00	10,512,118.17
1102020103	OTROS INTERESES MORATORIOS	45,910,654.20	00.00	00.00	00.00	00.00	45,910,654.20	8,522,369.00	2,895,322.00	8,522,369.00	2,895,322.00	11,417,691.00	00.00	34,492,963.20
1102020103 110103	LIBRE D MULTAS	45,910,654.20	00.00	00.00	00.00	00.00	45,910,654.20	8,522,369.00	2,895,322.00	8,522,369.00	2,895,322.00	11,417,691.00	00.00	34,492,963.20
11020202	SANCIONES TRIBUTARIAS	164,784,914.60	00.00	00.00	00.00	00.00	164,784,914.60	21,896,586.00	64,067,972.00	21,896,586.00	64,067,972.00	85,964,558.00	00.00	78,820,356.60
1102020201	INDUSTRIA Y COMERCIO	163,784,914.60	00.00	00.00	00.00	00.00	163,784,914.60	21,018,776.00	63,821,542.00	21,018,776.00	63,821,542.00	84,840,320.00	00.00	78,944,594.60
1102020201 110103	LIBRE D MULTAS	163,784,914.60	00.00	00.00	00.00	00.00	163,784,914.60	21,018,776.00	63,821,542.00	21,018,776.00	63,821,542.00	84,840,320.00	00.00	78,944,594.60
1102020202	OTRAS MULTAS Y SANCIONES	1,000,000.00	00.00	00.00	00.00	00.00	1,000,000.00	877,808.00	246,430.00	877,808.00	246,430.00	1,124,238.00	00.00	(124,238.00)
1102020202 110103	LIBRE D MULTAS	1,000,000.00	00.00	00.00	00.00	00.00	1,000,000.00	877,808.00	246,430.00	877,808.00	246,430.00	1,124,238.00	00.00	(124,238.00)
110203	VENTAS DE BIENES Y SERVICIOS	233,313,284.88	00.00	00.00	00.00	00.00	233,313,284.88	94,425,153.00	74,431,407.00	94,425,153.00	74,431,407.00	168,856,560.00	00.00	64,456,724.88
11020301	VENTAS DE BIENES Y SERVICIOS	233,313,284.88	00.00	00.00	00.00	00.00	233,313,284.88	94,425,153.00	74,431,407.00	94,425,153.00	74,431,407.00	168,856,560.00	00.00	64,456,724.88




# PARAMETRO DEPARTAMENTO MUNICIPIO DE PITALITO

891180077-0  
EJECUCION ACTIVA

viernes, 3 de agosto de 2018

Página 4 de 20

ARTICULO	CONCEPTO	ESTIMATIVO INICIAL	ADICIONES/ EINTEGROS	REDUCCIONES	TRASL. CREDITOS	TRASL. CONTRACRE DITOS	ESTIMATIVO TOTAL	RECONOCIMIENTOS		RECAUDOS		ACUMULADO	SALDOS POR RECAUDAR	SALDOS POR EJECUTAR
								MESES ANTER.	MES	MESES ANTER.	MES			
1102030101	FORMULARIOS Y ESPECIES VALORADAS	208,213,284.88	00.00	00.00	00.00	00.00	208,213,284.88	84,226,672.00	63,031,147.00	84,226,672.00	63,031,147.00	147,257,819.00	00.00	60,955,465.88
1102030101	LIBRE D TASAS	208,213,284.88	00.00	00.00	00.00	00.00	208,213,284.88	84,226,672.00	63,031,147.00	84,226,672.00	63,031,147.00	147,257,819.00	00.00	60,955,465.88
1102030102	PAZ Y SALVOS MUNICIPALES	25,000,000.00	00.00	00.00	00.00	00.00	25,000,000.00	10,099,013.00	11,239,286.00	10,099,013.00	11,239,286.00	21,338,299.00	00.00	3,661,701.00
1102030102	LIBRE D TASAS	25,000,000.00	00.00	00.00	00.00	00.00	25,000,000.00	10,099,013.00	11,239,286.00	10,099,013.00	11,239,286.00	21,338,299.00	00.00	3,661,701.00
1102030103	APROVECHAMIENTOS	100,000.00	00.00	00.00	00.00	00.00	100,000.00	00.00	28,350.00	00.00	28,350.00	28,350.00	00.00	71,650.00
1102030103	LIBRE D TASAS	100,000.00	00.00	00.00	00.00	00.00	100,000.00	00.00	28,350.00	00.00	28,350.00	28,350.00	00.00	71,650.00
1102030104	TRAMITES JUNTAS ACCION COMUNAL	00.00	00.00	00.00	00.00	00.00	00.00	99,468.00	132,624.00	99,468.00	132,624.00	232,092.00	00.00	(232,092.00)
1102030104	LIBRE D TASAS	00.00	00.00	00.00	00.00	00.00	00.00	99,468.00	132,624.00	99,468.00	132,624.00	232,092.00	00.00	(232,092.00)
110204	TASAS POR USOS DE BIENES PUBLICOS	588,037,199.12	00.00	00.00	00.00	00.00	588,037,199.12	178,562,249.00	163,830,640.29	178,562,249.00	163,830,640.29	342,392,889.29	00.00	245,844,309.83
11020401	TASAS POR USO U OCUPACION DE PLAZA CIVICA Y CENTRO COMERCIAL LA TERCERA	588,037,199.12	00.00	00.00	00.00	00.00	588,037,199.12	177,891,465.00	161,095,270.29	177,891,465.00	161,095,270.29	338,986,736.29	00.00	249,050,462.83
1102040101	LIBRE D TASAS	155,250,000.00	00.00	00.00	00.00	00.00	155,250,000.00	47,689,868.00	33,378,125.00	47,689,868.00	33,378,125.00	81,067,993.00	00.00	74,182,007.00
1102040101	LIBRE D TASAS	155,250,000.00	00.00	00.00	00.00	00.00	155,250,000.00	47,689,868.00	33,378,125.00	47,689,868.00	33,378,125.00	81,067,993.00	00.00	74,182,007.00
1102040102	DE MATADERO	91,106,977.62	00.00	00.00	00.00	00.00	91,106,977.62	34,255,462.00	33,547,233.00	34,255,462.00	33,547,233.00	67,802,695.00	00.00	23,304,282.62
1102040102	LIBRE D TASAS	91,106,977.62	00.00	00.00	00.00	00.00	91,106,977.62	34,255,462.00	33,547,233.00	34,255,462.00	33,547,233.00	67,802,695.00	00.00	23,304,282.62
1102040103	OTRAS TASAS POR USO U OCUPACION	41,509,744.50	00.00	00.00	00.00	00.00	41,509,744.50	00.00	00.00	00.00	00.00	00.00	00.00	41,509,744.50
1102040103	LIBRE D TASAS	41,509,744.50	00.00	00.00	00.00	00.00	41,509,744.50	00.00	00.00	00.00	00.00	00.00	00.00	41,509,744.50
1102040105	PLAZA DE MERCADO	300,170,477.00	00.00	00.00	00.00	00.00	300,170,477.00	95,946,136.00	94,169,912.29	95,946,136.00	94,169,912.29	190,116,048.29	00.00	110,054,428.71
1102040105	TASA PLAZA DE MERCADO - PITALITO	284,645,477.00	00.00	00.00	00.00	00.00	284,645,477.00	91,981,488.00	89,858,500.00	91,981,488.00	89,858,500.00	181,839,988.00	00.00	102,805,489.00
1102040105	TASA PLAZA DE MERCADO - BRUSELAS	15,525,000.00	00.00	00.00	00.00	00.00	15,525,000.00	3,963,000.00	3,850,000.00	3,963,000.00	3,850,000.00	7,813,000.00	00.00	7,712,000.00
1102040105	RTOS FROS PLAZA DE MERCADO PITALITO	00.00	00.00	00.00	00.00	00.00	00.00	00.00	460,614.29	00.00	460,614.29	460,614.29	00.00	(460,614.29)
1102040105	RTOS FROS PLAZA DE MERCADO BRUSELAS	00.00	00.00	00.00	00.00	00.00	00.00	1,648.00	798.00	1,648.00	798.00	2,446.00	00.00	(2,446.00)
11020402	COSO MUNICIPAL	00.00	00.00	00.00	00.00	00.00	00.00	596,808.00	2,735,370.00	596,808.00	2,735,370.00	3,332,178.00	00.00	(3,332,178.00)



# PARAMETRO DEPARTAMENTO MUNICIPIO DE PITALITO


891180077-0

## EJECUCION ACTIVA

viernes, 3 de agosto de 2018

Página 5 de 20

ARTICULO	CONCEPTO	ESTIMATIVO INICIAL	ADICIONES/R EINGREGO	REDUCCION ES	TRASL. CREDITOS	TRASL. CONTRACRE DITOS	ESTIMATIVO TOTAL	RECONOCIMIENTOS			RECAUDOS			SALDOS POR		
								MESES ANTER.	MES	ACUMULADO	MESES ANTER.	MES	ACUMULADO	RECAUDAR	EJECUTAR	
11020402 110102	LIBRE D TASAS	00.00	00.00	00.00	00.00	00.00	00.00	596,808.00	2,735,370.00	3,332,178.00	596,808.00	2,735,370.00	3,332,178.00	00.00	00.00	(3,332,178.00)
11020404	OTROS INGRESOS NO TRIBUTARIOS	00.00	00.00	00.00	00.00	00.00	00.00	73,975.00	00.00	73,975.00	73,975.00	00.00	00.00	00.00	00.00	(73,975.00)
11020404 110102	LIBRE D TASAS	00.00	00.00	00.00	00.00	00.00	00.00	73,975.00	00.00	73,975.00	73,975.00	00.00	00.00	00.00	00.00	(73,975.00)
110205	TASA CONTRIBUTIVA	50,000,000.00	102,838,775.00	00.00	00.00	00.00	152,838,775.00	00.00	102,838,775.00	102,838,775.00	00.00	102,838,775.00	102,838,775.00	00.00	00.00	50,000,000.00
11020501	COMITÉ DE ESTRATIFICACION (LEY 505 DE 1999)	50,000,000.00	102,838,775.00	00.00	00.00	00.00	152,838,775.00	00.00	102,838,775.00	102,838,775.00	00.00	102,838,775.00	102,838,775.00	00.00	00.00	50,000,000.00
11020501 110107	COMITÉ DE ESTRATIFICACION (LEY 505 DE 1999)	50,000,000.00	00.00	00.00	00.00	00.00	50,000,000.00	00.00	00.00	00.00	00.00	00.00	00.00	00.00	00.00	50,000,000.00
11020501 110108	R.B. COMITÉ DE ESTRATIFICACION (LEY 505 DE 1999)	00.00	102,838,775.00	00.00	00.00	00.00	102,838,775.00	00.00	102,838,775.00	102,838,775.00	00.00	102,838,775.00	102,838,775.00	00.00	00.00	00.00
110206	TRANSFERENCIAS Y FONDOS	155,218,035,210.62	69,155,483,920.44	60,516,519,928.45	00.00	00.00	163,856,999,202.61	32,087,952,406.72	58,352,192,186.41	90,440,144,593.13	32,087,952,406.72	58,352,192,186.41	90,440,144,593.13	00.00	00.00	73,416,854,609.48
11020601	TRANSFERENCIAS PARA FUNCIONAMIENTO	1,190,345,298.00	505,651,419.62	97,724,262.00	00.00	00.00	1,598,272,455.62	343,403,420.64	745,910,622.22	1,089,314,042.86	343,403,420.64	745,910,622.22	1,089,314,042.86	00.00	00.00	508,958,412.76
110206011	NIVEL NACIONAL	678,345,298.00	505,651,419.62	97,724,262.00	00.00	00.00	1,086,272,455.62	255,469,220.00	467,857,455.62	723,126,675.62	255,469,220.00	467,857,455.62	723,126,675.62	00.00	00.00	363,145,780.00
1102060111	RECURSOS DE PROPOSITO GENERAL	678,345,298.00	505,651,419.62	97,724,262.00	00.00	00.00	1,086,272,455.62	255,469,220.00	467,857,455.62	723,126,675.62	255,469,220.00	467,857,455.62	723,126,675.62	00.00	00.00	363,145,780.00
1102060111 21601	111/2 SGP LIBRE DESTINACION	446,200,410.00	219,566,855.00	00.00	00.00	00.00	665,767,265.00	121,048,594.00	181,572,891.00	302,621,485.00	121,048,594.00	181,572,891.00	302,621,485.00	00.00	00.00	363,145,780.00
1102060111 22601	ULT. DOC. SGP LIBRE DESTINACION	232,144,888.00	00.00	97,724,262.00	00.00	00.00	134,420,626.00	134,420,626.00	00.00	134,420,626.00	134,420,626.00	00.00	134,420,626.00	00.00	00.00	00.00
1102060111 280104	RB SGP LIBRE DESTINACION	00.00	286,084,564.62	00.00	00.00	00.00	286,084,564.62	00.00	286,084,564.62	286,084,564.62	00.00	286,084,564.62	286,084,564.62	00.00	00.00	00.00
110206012	DEL NIVEL DEPARTAMENTAL	512,000,000.00	00.00	00.00	00.00	00.00	512,000,000.00	87,934,200.64	278,253,166.60	366,187,367.24	87,934,200.64	278,253,166.60	366,187,367.24	00.00	00.00	145,812,632.76
1102060121	TRANSFERENCIA DEPARTAMENTAL DE VEHICULOS AUTOMOTORES	485,000,000.00	00.00	00.00	00.00	00.00	485,000,000.00	79,995,080.64	271,977,364.60	351,972,445.24	79,995,080.64	271,977,364.60	351,972,445.24	00.00	00.00	133,027,554.76
1102060121 71106	VEHICULOS AUTOMOTORES	485,000,000.00	00.00	00.00	00.00	00.00	485,000,000.00	79,995,080.64	271,977,364.60	351,972,445.24	79,995,080.64	271,977,364.60	351,972,445.24	00.00	00.00	133,027,554.76
1102060123	TRANSFERENCIA SECTOR ELECTRICO PARA LIBRE DESTINACION	27,000,000.00	00.00	00.00	00.00	00.00	27,000,000.00	7,939,120.00	6,275,802.00	14,214,922.00	7,939,120.00	6,275,802.00	14,214,922.00	00.00	00.00	12,785,078.00
1102060123 1203	LEY 99 DE 1993 CHB	27,000,000.00	00.00	00.00	00.00	00.00	27,000,000.00	7,144,913.00	6,082,974.00	13,227,887.00	7,144,913.00	6,082,974.00	13,227,887.00	00.00	00.00	13,772,113.00
1102060123 280216	Rtos Fros C.H.B.	00.00	00.00	00.00	00.00	00.00	00.00	794,207.00	192,828.00	987,035.00	794,207.00	192,828.00	987,035.00	00.00	00.00	(987,035.00)



# PARAMETRO DEPARTAMENTO MUNICIPIO DE PITALITO


891180077-0

## EJECUCION ACTIVA

viernes, 3 de agosto de 2018

Página 6 de 20

ARTICULO	CONCEPTO	ESTIMATIVO INICIAL	ADICIONES/ EINGREGO	REDUCCION ES	TRASL. CREDITOS	TRASL. CONTRACRE DITOS	ESTIMATIVO TOTAL	MESES ANTER.	RECONOCIMIENTOS ACUMULADO	MESES ANTER.	RECAUDOS MES	ACUMULADO	SALDOS POR RECAUDAR	SALDOS POR EJECUTAR
11020602	TRANSFERENCIAS Y FONDOS PARA INVERSION	154,027,689,912.62	68,649,832,500.82	60,418,795,666.45	00.00	00.00	162,258,726,746.99	31,744,548,986.08	89,350,830,550.27	31,744,548,986.08	57,606,281,564.19	89,350,830,550.27	00.00	72,907,896,196.72
110206021	SISTEMA GENERAL DE PARTICIPACION	8,019,335,407.00	1,849,153,478.13	235,205,008.00	00.00	00.00	9,633,283,877.13	1,865,491,326.43	5,368,798,229.74	1,865,491,326.43	3,503,306,903.31	5,368,798,229.74	00.00	4,264,485,647.39
1102060211	SGP MUNICIPIO RIBEREÑOS	245,277,098.00	14,663,267.82	8,584,599.00	00.00	00.00	251,355,766.82	58,282,728.68	125,391,195.24	58,282,728.68	67,108,466.56	125,391,195.24	00.00	125,964,571.58
110206021121401	1112 SGP RIBEREÑOS	221,293,883.00	11,425,842.00	00.00	00.00	00.00	232,719,225.00	42,312,886.00	105,781,465.00	42,312,886.00	63,468,879.00	105,781,465.00	00.00	126,937,760.00
110206021122401	ULT. DOC. SGP RIBEREÑOS	23,983,515.00	00.00	8,584,599.00	00.00	00.00	15,398,916.00	15,398,916.00	15,398,916.00	15,398,916.00	00.00	15,398,916.00	00.00	00.00
11020602112403	R8 SGP RIBEREÑOS	00.00	3,237,625.82	00.00	00.00	00.00	3,237,625.82	00.00	3,237,625.82	00.00	3,237,625.82	3,237,625.82	00.00	00.00
11020602112405	RTOS FROS SGP RIBEREÑOS	00.00	00.00	00.00	00.00	00.00	00.00	571,226.68	973,188.42	571,226.68	401,961.74	973,188.42	00.00	(973,188.42)
1102060212	SGP AGUA POTABLE Y SANEAMIENTO BASICO	4,771,165,594.00	542,942,859.40	91,667,861.00	00.00	00.00	5,222,440,592.40	1,144,903,289.00	2,699,077,024.40	1,144,903,289.00	1,554,173,735.40	2,699,077,024.40	00.00	2,523,363,568.00
11020602121501	1112 SGP AGUA POTABLE Y SANEAMIENTO BASICO	1,936,169,049.00	235,185,836.00	00.00	00.00	00.00	2,171,354,885.00	397,567,420.00	993,918,550.00	397,567,420.00	596,351,130.00	993,918,550.00	00.00	1,177,436,335.00
11020602121502	1112 AGUA POTABLE Y SANEAMIENTO BASICO S.S.F	2,454,813,211.00	00.00	00.00	00.00	00.00	2,454,813,211.00	443,554,052.00	1,108,885,130.00	443,554,052.00	665,331,078.00	1,108,885,130.00	00.00	1,345,928,081.00
11020602122501	ULT. DOC. SGP AGUA POTABLE Y SANEAMIENTO BASICO	173,672,229.00	00.00	91,667,861.00	00.00	00.00	82,004,368.00	82,004,368.00	82,004,368.00	82,004,368.00	00.00	82,004,368.00	00.00	00.00
11020602122502	ULT. DOC. SSGP AGUA POTABLE Y SANEAMIENTO BASICO S.S.F.	206,511,105.00	15,265,921.00	00.00	00.00	00.00	221,777,026.00	221,777,026.00	221,777,026.00	221,777,026.00	00.00	221,777,026.00	00.00	00.00
11020602122503	RTOS FROS SGP AGUA POTABLE Y SANEAMIENTO BAS	00.00	00.00	00.00	00.00	00.00	00.00	423.00	848.00	423.00	425.00	848.00	00.00	(848.00)
11020602122504	R8 SGP C.S.F. AGUA POTABLE Y SANEAMIENTO BASICO	00.00	292,491,102.40	00.00	00.00	00.00	292,491,102.40	00.00	292,491,102.40	00.00	292,491,102.40	292,491,102.40	00.00	00.00
1102060213	SGP CRECIMIENTO DE LA ECONOMIA	1,000.00	543,313,037.00	00.00	00.00	00.00	543,314,037.00	2,725,378.00	548,838,485.00	2,725,378.00	546,113,107.00	548,838,485.00	00.00	(5,524,448.00)
110206021301	PRIMERA INFANCIA	1,000.00	543,313,037.00	00.00	00.00	00.00	543,314,037.00	2,725,378.00	548,838,485.00	2,725,378.00	546,113,107.00	548,838,485.00	00.00	(5,524,448.00)
11020602130121802	1112 SGP ATENCION INTEGRAL A LA PRIMERA INFANCIA CRECIMIENTO SUPERIOR AL 4%	1,000.00	00.00	00.00	00.00	00.00	1,000.00	00.00	00.00	00.00	00.00	00.00	00.00	1,000.00
110206021301280203	R8 SGP ATENCION INTEGRAL A LA PRIMERA INFANCIACRECIMIENTO SUPERIOR AL 4%	00.00	543,313,037.00	00.00	00.00	00.00	543,313,037.00	00.00	543,313,037.00	00.00	543,313,037.00	543,313,037.00	00.00	00.00
110206021301280204	RTOS FROS SGP ATENCION INTEGRAL A LA PRIMERA INFANCIACRECIMIENTO SUPERIOR AL 4%	00.00	00.00	00.00	00.00	00.00	00.00	2,725,378.00	5,525,448.00	2,725,378.00	2,800,070.00	5,525,448.00	00.00	(5,525,448.00)



# PARAMETRO DEPARTAMENTO MUNICIPIO DE PITALITO

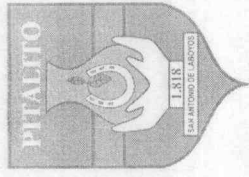
891180077-0

## EJECUCION ACTIVA

viernes, 3 de agosto de 2018

Página 7 de 20

ARTICULO	CONCEPTO	ESTIMATIVO INICIAL	ADICIONES/R EINTEGRO	REDUCCION ES	TRASL. CREDITOS	TRASL. CONTRACRE DITOS	ESTIMATIVO TOTAL	RECONOCIMIENTOS		RECAUDOS		SALDOS POR RECAUDAR	SALDOS POR EJECUTAR
								MESES ANTER.	MES	ACUMULADO	MESES ANTER.		
1102060214	SGP PROPOSITO GENERAL	3,002,891,715.00	748,234,313.91	134,952,548.00	00.00	00.00	3,616,173,480.91	656,326,602.23	1,333,335,686.58	656,326,602.23	1,333,335,686.58	00.00	1,626,511,192.10
110206021401	DEPORTE Y RECREACION	240,183,961.00	30,963,463.77	10,796,203.00	00.00	00.00	260,350,811.77	58,277,659.63	71,841,252.42	58,277,659.63	71,841,252.42	00.00	130,231,899.72
11020602140121602	1112 SGP RECREACION Y DEPORTE	214,537,079.00	24,256,910.00	00.00	00.00	00.00	238,793,989.00	43,417,088.00	65,125,632.00	43,417,088.00	65,125,632.00	00.00	130,251,269.00
11020602140122602	ULT. DOC. SGP RECREACION Y DEPORTE	25,646,482.00	00.00	10,796,203.00	00.00	00.00	14,850,279.00	14,850,279.00	00.00	14,850,279.00	00.00	00.00	00.00
110206021401260203	RB SGP RECREACION Y DEPORTES	00.00	6,706,543.77	00.00	00.00	00.00	6,706,543.77	00.00	6,706,543.77	00.00	6,706,543.77	00.00	00.00
110206021401260205	RTOS FROS SGP RECREACION Y DEPORTES	00.00	00.00	00.00	00.00	00.00	00.00	10,292.63	9,076.65	10,292.63	9,076.65	00.00	(19,369.28)
110206021402	CULTURA	180,734,862.00	30,968,961.93	8,097,152.00	00.00	00.00	203,606,671.93	43,705,148.27	62,220,451.68	43,705,148.27	62,220,451.68	00.00	97,681,071.98
11020602140221603	1112 SGP CULTURA	161,500,000.00	17,595,492.00	00.00	00.00	00.00	179,095,492.00	32,562,816.00	48,844,224.00	32,562,816.00	48,844,224.00	00.00	97,688,452.00
11020602140222603	ULT. DOC. SGP CULTURA	19,234,862.00	00.00	8,097,152.00	00.00	00.00	11,137,710.00	11,137,710.00	00.00	11,137,710.00	00.00	00.00	00.00
110206021402260303	RB SGP CULTURA	00.00	13,373,469.93	00.00	00.00	00.00	13,373,469.93	00.00	13,373,469.93	00.00	13,373,469.93	00.00	00.00
110206021402260305	RTOS FROS. SGP CULTURA	00.00	00.00	00.00	00.00	00.00	00.00	4,622.27	2,757.75	4,622.27	2,757.75	00.00	(7,380.02)
110206021403	OTROS SECTORES	2,282,128,082.00	655,980,761.21	102,948,181.00	00.00	00.00	2,835,160,662.21	554,343,794.33	1,045,032,733.48	554,343,794.33	1,045,032,733.48	00.00	1,235,784,134.40
11020602140321604	1112 SGP OTROS SECTORES	2,038,102,253.00	230,440,640.00	00.00	00.00	00.00	2,268,542,893.00	412,462,344.00	618,693,516.00	412,462,344.00	618,693,516.00	00.00	1,237,387,033.00
11020602140322604	ULT. DOC. SGP OTROS SECTORES	244,025,829.00	00.00	102,948,181.00	00.00	00.00	141,077,648.00	141,077,648.00	00.00	141,077,648.00	00.00	00.00	00.00
110206021403260404	RB SGP OTROS SECTORES	00.00	425,540,121.21	00.00	00.00	00.00	425,540,121.21	00.00	425,540,121.21	00.00	425,540,121.21	00.00	00.00
110206021403260405	RTOS FROS SGP OTROS SECTORES	00.00	00.00	00.00	00.00	00.00	00.00	803,802.33	799,096.27	803,802.33	799,096.27	00.00	(1,602,898.60)
110206021404	SGP FONPET	299,845,210.00	30,321,137.00	13,111,012.00	00.00	00.00	317,055,335.00	00.00	154,241,249.00	00.00	154,241,249.00	00.00	162,814,086.00
11020602140421701	1112 SGP FONPET	268,171,349.00	30,321,137.00	00.00	00.00	00.00	298,492,486.00	00.00	135,678,400.00	00.00	135,678,400.00	00.00	162,814,086.00
11020602140422701	ULT. DOC. SGP FONPET	31,673,861.00	00.00	13,111,012.00	00.00	00.00	18,562,849.00	00.00	18,562,849.00	00.00	18,562,849.00	00.00	00.00
1102060215	FONPET CSF	00.00	00.00	00.00	00.00	00.00	00.00	3,253,328.52	2,575,907.77	3,253,328.52	2,575,907.77	00.00	(5,829,236.29)
11020602152705	RTOS FROS RECURSOS FONPET C.S.F.	00.00	00.00	00.00	00.00	00.00	00.00	3,253,328.52	2,575,907.77	3,253,328.52	2,575,907.77	00.00	(5,829,236.29)



# PARAMETRO DEPARTAMENTO MUNICIPIO DE PITALITO


891180077-0

## EJECUCION ACTIVA

viernes, 3 de agosto de 2018

Página 8 de 20

ARTICULO	CONCEPTO	ESTIMATIVO INICIAL	ADICIONES/ E INTEGRO	REDUCCIONES	TRASL. CREDITOS	TRASL. CONTRACRE DITOS	ESTIMATIVO TOTAL	RECONOCIMIENTOS		RECAUDOS		ACUMULADO	SALDOS POR RECAUDAR	SALDOS POR EJECUTAR
								MESES ANTER.	MES	MESES ANTER.	MES			
110206022	TRANSFERENCIAS SECTOR ELECTRICO CHB 90% PARA INVERSION	211,000,000.00	440,435,101.58	00.00	00.00	00.00	651,435,101.58	64,304,215.00	495,181,863.58	64,304,215.00	495,181,863.58	559,486,078.58	00.00	91,949,023.00
110206022	RB LEY 99/93 DE 90%	00.00	440,435,101.58	00.00	00.00	00.00	440,435,101.58	00.00	440,435,101.58	00.00	440,435,101.58	440,435,101.58	00.00	00.00
120204														
110206022	LEY 99 DE 1993 CHB	211,000,000.00	00.00	00.00	00.00	00.00	211,000,000.00	64,304,215.00	54,746,762.00	64,304,215.00	54,746,762.00	119,050,977.00	00.00	91,949,023.00
1203														
110206025	INGRESOS DE FONDOS Y CUENTAS ESPECIALES	145,797,354,505.62	66,360,243,921.11	60,183,590,658.45	00.00	00.00	151,974,007,768.28	29,814,753,444.65	53,607,792,797.30	29,814,753,444.65	53,607,792,797.30	83,422,546,241.95	00.00	68,551,461,526.33
1102060251	FONDO LOCAL DE SALUD	68,796,641,721.62	57,277,039,826.90	52,597,418,785.45	00.00	00.00	73,476,262,763.07	18,442,202,851.88	19,292,987,412.41	18,442,202,851.88	19,292,987,412.41	37,735,190,264.29	00.00	35,741,072,498.78
110206025101	SUBCUENTA DE REGIMEN SUBSIDIADO	68,694,594,443.80	56,024,692,555.51	52,531,680,661.45	00.00	00.00	70,187,606,337.86	17,915,399,809.78	17,898,531,335.24	17,915,399,809.78	17,898,531,335.24	35,813,931,145.02	00.00	34,373,675,192.84
1102060251011	AFLIACION AL REGIMEN SUBSIDIADO CONTINUIDAD	65,282,040,105.50	55,939,511,421.81	52,531,680,661.45	00.00	00.00	68,689,870,865.86	16,912,126,382.24	17,754,419,619.94	16,912,126,382.24	17,754,419,619.94	34,666,546,002.18	00.00	34,023,324,863.68
11020602510101	SGP SALUD REGIMEN SUBSIDIADO CONTINUIDAD	30,769,154,472.00	197,453,988.26	1,094,141,315.40	00.00	00.00	29,872,467,144.86	6,941,064,416.86	7,647,594,022.39	6,941,064,416.86	7,647,594,022.39	14,588,658,439.25	00.00	15,283,808,705.61
1102060251010121302	1172 SALUD REGION SUBSIDIADO CONTINUIDAD	27,830,614,383.60	193,231,897.40	00.00	00.00	00.00	28,023,846,281.00	5,095,244,778.00	7,642,867,167.00	5,095,244,778.00	7,642,867,167.00	12,738,111,945.00	00.00	15,285,734,336.00
1102060251010123302	ULT. DOC. SGP SALUD REGIMEN SUBSIDIADO CONTINUIDAD	2,938,540,088.40	00.00	1,094,141,315.40	00.00	00.00	1,844,398,773.00	1,844,398,773.00	00.00	1,844,398,773.00	00.00	1,844,398,773.00	00.00	00.00
110206025101012330104	RB RTOS FROS REGIMEN SUBSIDIADO CON	00.00	00.00	00.00	00.00	00.00	00.00	1,420,865.86	504,764.53	1,420,865.86	504,764.53	1,925,630.39	00.00	(1,925,630.39)
110206025101012330106	RB SGP SALUD REGIMEN SUBSIDIADO CON	00.00	4,222,090.86	00.00	00.00	00.00	4,222,090.86	00.00	4,222,090.86	00.00	4,222,090.86	4,222,090.86	00.00	00.00
11020602510102	FOSYGA FONDO DE SOLIDARIDAD Y GARANTIA	29,870,666,808.35	00.00	20,421,902,435.20	00.00	00.00	9,448,764,373.15	9,445,807,037.38	2,957,335.77	9,445,807,037.38	2,957,335.77	9,448,764,373.15	00.00	00.00
110206025101027110101	FOSYGA	29,801,512,815.35	00.00	20,152,748,442.20	00.00	00.00	9,448,764,373.15	9,445,807,037.38	2,957,335.77	9,445,807,037.38	2,957,335.77	9,448,764,373.15	00.00	00.00
110206025101027110102	FOSYGA FONDO DE SOLIDARIDAD Y GARANTIA	269,153,993.00	00.00	269,153,993.00	00.00	00.00	00.00	00.00	00.00	00.00	00.00	00.00	00.00	00.00
11020602510103	APORTES DEPARTAMENTO DEL HUILA	2,863,271,712.00	2,863,271,712.00	3,252,914,013.00	00.00	00.00	2,473,629,411.00	403,712,904.00	1,767,754,660.00	403,712,904.00	1,767,754,660.00	2,171,467,564.00	00.00	302,161,847.00
1102060251010371104	APORTES DEPARTAMENTO DEL HUILA	2,863,271,712.00	00.00	2,863,271,712.00	00.00	00.00	00.00	00.00	00.00	00.00	00.00	00.00	00.00	00.00
1102060251010371109	APORTES DPTO DEL HUILA S.S.F.	00.00	2,863,271,712.00	389,642,301.00	00.00	00.00	2,473,629,411.00	403,712,904.00	1,767,754,660.00	403,712,904.00	1,767,754,660.00	2,171,467,564.00	00.00	302,161,847.00
11020602510104	COMFAMILIAR DEL HUILA	455,509,113.15	30,658,976.85	00.00	00.00	00.00	486,168,090.00	121,542,024.00	121,542,024.00	121,542,024.00	121,542,024.00	243,084,048.00	00.00	243,084,042.00
1102060251010471105	CAJA DE COMPENSACION FAMILIAR - ART. 217 LEY 100 DE 1993 SSF	455,509,113.15	30,658,976.85	00.00	00.00	00.00	486,168,090.00	121,542,024.00	121,542,024.00	121,542,024.00	121,542,024.00	243,084,048.00	00.00	243,084,042.00



# PARAMETRO DEPARTAMENTO MUNICIPIO DE PITALITO

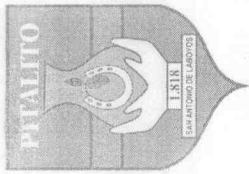
891180077-0

## EJECUCION ACTIVA

viernes, 3 de agosto de 2018

Página 9 de 20

ARTICULO	CONCEPTO	ESTIMATIVO INICIAL	ADICIONES/ EINGREGO	REDUCCION ES	TRASL. CREDITOS	TRASL. CONTRACRE DITOS	ESTIMATIVO TOTAL	RECONOCIMIENTOS		RECAUDOS		SALDOS POR RECAUDAR	SALDOS POR EJECUTAR
								MESES ANTER.	MES	MESES ANTER.	MES		
110206025101105	FOSYGA FONPET S.S.F.	1,323,438,000.00	0.00	1,323,438,000.00	0.00	0.00	0.00	0.00	0.00	0.00	0.00	0.00	0.00
110206025101105	FOSYGA - FONPET S.S.F	1,323,438,000.00	0.00	1,323,438,000.00	0.00	0.00	0.00	0.00	0.00	0.00	0.00	0.00	0.00
110206025101106	PGN - ADRES	0.00	50,201,250,744.70	25,115,846,897.85	0.00	0.00	25,085,403,846.85	0.00	8,214,571,577.78	0.00	8,214,571,577.78	0.00	16,870,832,269.07
110206025101106	FOSYGA	0.00	24,846,692,904.85	24,846,692,904.85	0.00	0.00	0.00	0.00	0.00	0.00	0.00	0.00	0.00
110206025101106	FOSYGA FONDO DE SOLIDARIDAD Y GARANTIA	0.00	269,153,993.00	269,153,993.00	0.00	0.00	0.00	0.00	0.00	0.00	0.00	0.00	0.00
110206025101106	PGN ADRES	0.00	24,846,692,904.85	0.00	0.00	0.00	24,846,692,904.85	0.00	8,214,571,577.78	0.00	8,214,571,577.78	0.00	16,632,121,327.07
110206025101106	PGN ADRES PPNA	0.00	238,710,942.00	0.00	0.00	0.00	238,710,942.00	0.00	0.00	0.00	0.00	0.00	238,710,942.00
110206025101107	PGN - ADRES - FONPET S.S.F.	0.00	2,646,876,000.00	1,323,438,000.00	0.00	0.00	1,323,438,000.00	0.00	0.00	0.00	0.00	0.00	1,323,438,000.00
110206025101107	FOSYGA - FONPET S.S.F	0.00	1,323,438,000.00	1,323,438,000.00	0.00	0.00	0.00	0.00	0.00	0.00	0.00	0.00	0.00
110206025101107	PGN ADRES FONPET S.S.F.	0.00	1,323,438,000.00	0.00	0.00	0.00	1,323,438,000.00	0.00	0.00	0.00	0.00	0.00	1,323,438,000.00
1102060251012	ESFUERZO PROPIO DEL MUNICIPIO	961,224,393.30	64,810,390.70	0.00	0.00	0.00	1,026,034,784.00	835,658,491.54	(2,963,692.70)	835,658,491.54	(2,963,692.70)	0.00	193,339,985.16
110206025101201	ETESA EMPRESA TERRITORIAL PARA LA SALUD	961,224,393.30	64,810,390.70	0.00	0.00	0.00	1,026,034,784.00	835,658,491.54	(2,963,692.70)	835,658,491.54	(2,963,692.70)	0.00	193,339,985.16
110206025101201	ETESA COLJUEGOS C.S.F.	0.00	0.00	0.00	0.00	0.00	0.00	100,671,221.00	77,807,759.00	100,671,221.00	77,807,759.00	0.00	(178,478,980.00)
110206025101201	ETESA COLJUEGOS S.S.F	961,224,393.30	64,810,390.70	0.00	0.00	0.00	1,026,034,784.00	734,868,429.00	(80,891,777.00)	734,868,429.00	(80,891,777.00)	0.00	372,068,132.00
110206025101201	RTOS FROS ETESA	0.00	0.00	0.00	0.00	0.00	0.00	118,841.54	120,325.30	118,841.54	120,325.30	0.00	(239,166.84)
1102060251013	AUDITORIA	200,000,000.00	0.00	0.00	0.00	0.00	200,000,000.00	99,689,764.00	79,150,236.00	99,689,764.00	79,150,236.00	0.00	21,160,000.00
1102060251013	LIBRE ASIGNACION DE IMPUESTOS	200,000,000.00	0.00	0.00	0.00	0.00	200,000,000.00	99,689,764.00	79,150,236.00	99,689,764.00	79,150,236.00	0.00	21,160,000.00
1102060251014	RECUR. DE INSPECC. VIGILANCIA Y CONTROL TASA 0.4% SUPERINTENDENCIA NAL DE SALUD S.S.F.	251,329,945.00	20,370,743.00	0.00	0.00	0.00	271,700,688.00	67,925,172.00	67,925,172.00	67,925,172.00	67,925,172.00	0.00	135,850,344.00
1102060251014	0.4% SUPERSALUD S.S.F	251,329,945.00	20,370,743.00	0.00	0.00	0.00	271,700,688.00	67,925,172.00	67,925,172.00	67,925,172.00	67,925,172.00	0.00	135,850,344.00
110206025102	SUBCuenta de SALUD PUBLICA COLECTIVA	1,353,723,395.82	455,155,570.30	55,738,124.00	0.00	0.00	1,753,140,842.12	374,091,324.20	508,531,035.41	374,091,324.20	508,531,035.41	0.00	870,519,482.51




# PARAMETRO DEPARTAMENTO MUNICIPIO DE PITALITO

891180077-0  
EJECUCION ACTIVA

viernes, 3 de agosto de 2018

Página 10 de 20

ARTICULO	CONCEPTO	ESTIMATIVO INICIAL	ADICIONES/ EINGREGO	REDUCCION ES	TRASL. CREDITOS	TRASL. CONTRACRE DITOS	ESTIMATIVO TOTAL	RECONOCIMIENTOS		RECAUDOS		ACUMULADO	SALDOS POR RECAUDAR	SALDOS POR EJECUTAR
								MESES ANTER.	MES	MESES ANTER.	MES			
1102060251021	SISTEMA GENERAL DE PARTICIPACION - SALUD PUBLICA	1,353,723,395.82	455,155,570.30	55,738,124.00	00.00	00.00	1,753,140,842.12	374,091,324.20	508,531,035.41	374,091,324.20	508,531,035.41	882,622,359.61	00.00	870,518,482.51
1102060251021	ART. 47 LEY 715/2001 (CONPES SOCIAL)													
1102060251021	11/12 SGP SALUD PUBLICA	1,216,794,637.82	386,266,243.18	00.00	00.00	00.00	1,603,060,881.00	291,465,614.00	437,198,421.00	291,465,614.00	437,198,421.00	728,664,035.00	00.00	874,396,846.00
1102060251021	ULT. DOC. SGP SALUD PUBLICA	136,928,756.00	00.00	55,738,124.00	00.00	00.00	81,190,634.00	81,190,634.00	00.00	81,190,634.00	00.00	81,190,634.00	00.00	00.00
1102060251021	RB SGP SALUD PUBLICA	00.00	68,889,327.12	00.00	00.00	00.00	68,889,327.12	00.00	68,889,327.12	00.00	68,889,327.12	68,889,327.12	00.00	00.00
110206025103	RTOS FROS SGP SALUD PUBLICA	00.00	00.00	00.00	00.00	00.00	00.00	1,435,076.20	2,443,287.29	1,435,076.20	2,443,287.29	3,878,363.49	00.00	(3,878,363.49)
110206025103	SUBCJENTA DE PRESTACION DE SERVICIOS A LA POBLACION	00.00	313,612,805.34	00.00	00.00	00.00	313,612,805.34	09.90	191,787,514.01	09.90	191,787,514.01	191,787,523.91	00.00	121,825,281.43
1102060251031	SGP SALUD - COMPLEMENTO PRESTACION DE SERVICIOS	00.00	70,038,159.34	00.00	00.00	00.00	70,038,159.34	09.90	70,000,192.01	09.90	70,000,192.01	70,000,201.91	00.00	37,957.43
1102060251031	R.B. RECURSOS PROPIOS LD	00.00	70,000,000.00	00.00	00.00	00.00	70,000,000.00	00.00	70,000,000.00	00.00	70,000,000.00	70,000,000.00	00.00	00.00
1102060251031	RB SGP SALUD SUBSIDIO A LA OFERTA CSF	00.00	38,159.34	00.00	00.00	00.00	38,159.34	00.00	00.00	00.00	00.00	00.00	00.00	38,159.34
1102060251031	RTOS FROS SGP SALUD SUBSIDIO A LA OFERTA	00.00	00.00	00.00	00.00	00.00	00.00	09.90	192.01	09.90	192.01	201.91	00.00	(201.91)
1102060251032	SGP SALUD APORTES PATRONALES SSF	00.00	243,574,646.00	00.00	00.00	00.00	243,574,646.00	00.00	121,787,322.00	00.00	121,787,322.00	121,787,322.00	00.00	121,787,324.00
1102060251032	11/12 SGP APORTES PATRONALES SSF	00.00	243,574,646.00	00.00	00.00	00.00	243,574,646.00	00.00	121,787,322.00	00.00	121,787,322.00	121,787,322.00	00.00	121,787,324.00
110206025104	SUBCJENTA OTROS GASTOS DEL FONDO LOCAL DE SALUD	728,323,882.00	10,000,000.00	00.00	00.00	00.00	738,323,882.00	149,075,344.00	215,104,086.00	149,075,344.00	215,104,086.00	364,179,430.00	00.00	374,144,452.00
1102060251041	GASTOS DE PERSONAL	668,323,882.00	10,000,000.00	00.00	00.00	00.00	678,323,882.00	122,334,721.00	192,589,254.00	122,334,721.00	192,589,254.00	314,923,975.00	00.00	363,399,907.00
11020602510411	SERVICIOS PERSONALES ASOCIADOS A LA NOMINA	668,323,882.00	10,000,000.00	00.00	00.00	00.00	678,323,882.00	122,334,721.00	192,589,254.00	122,334,721.00	192,589,254.00	314,923,975.00	00.00	363,399,907.00
110206025104111	SUELDO DE PERSONAL DE NOMINA	381,000,000.00	00.00	00.00	00.00	00.00	381,000,000.00	69,272,728.00	103,909,092.00	69,272,728.00	103,909,092.00	173,181,820.00	00.00	207,818,180.00
110206025104111	11/12 SGP LIBRE DESTINACION	381,000,000.00	00.00	00.00	00.00	00.00	381,000,000.00	69,272,728.00	103,909,092.00	69,272,728.00	103,909,092.00	173,181,820.00	00.00	207,818,180.00
110206025104112	OTROS GASTOS ASOCIADOS A LA NOMINA	287,323,882.00	10,000,000.00	00.00	00.00	00.00	297,323,882.00	53,061,993.00	88,680,162.00	53,061,993.00	88,680,162.00	141,742,155.00	00.00	155,581,727.00
110206025104112	LIBRE ASIGNACION DE IMPUESTOS	2,593,833.00	00.00	00.00	00.00	00.00	2,593,833.00	1,292,893.00	1,026,512.00	1,292,893.00	1,026,512.00	2,319,405.00	00.00	274,428.00
110206025104112	11/12 SGP LIBRE DESTINACION	284,730,049.00	00.00	00.00	00.00	00.00	284,730,049.00	51,769,100.00	77,653,650.00	51,769,100.00	77,653,650.00	129,422,750.00	00.00	155,307,299.00



# PARAMETRO DEPARTAMENTO MUNICIPIO DE PITALITO

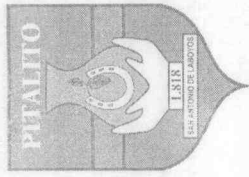
891180077-0

## EJECUCION ACTIVA

viernes, 3 de agosto de 2018

Página 11 de 20

ARTICULO	CONCEPTO	ESTIMATIVO INICIAL	ADICIONES/ E INTEGRO	REDUCCION ES	TRASL. CREDITOS	TRASL. CONTRACRE DITOS	ESTIMATIVO TOTAL	RECONOCIMIENTOS		RECAUDOS		SALDOS POR RECAUDAR	SALDOS POR EJECUTAR
								MESES ANTER.	MES	MESES ANTER.	MES		
110206025104112 71202	R.B. ETESA	00.00	10,000,000.00	00.00	00.00	00.00	10,000,000.00	00.00	10,000,000.00	00.00	10,000,000.00	00.00	00.00
1102060251042	GASTOS DE FUNCIONAMIENTO	60,000,000.00	00.00	00.00	00.00	00.00	60,000,000.00	26,740,623.00	22,514,832.00	26,740,623.00	22,514,832.00	00.00	10,744,545.00
11020602510421	FUNCIONAMIENTO DE LAS DIRECCIONES DE SALUD	60,000,000.00	00.00	00.00	00.00	00.00	60,000,000.00	26,740,623.00	22,514,832.00	26,740,623.00	22,514,832.00	00.00	10,744,545.00
11020602510421 110101	LIBRE ASIGNACION DE IMPUESTOS	60,000,000.00	00.00	00.00	00.00	00.00	50,000,000.00	24,922,441.00	19,787,559.00	24,922,441.00	19,787,559.00	00.00	5,290,000.00
11020602510421 21601	11/12 SGP LIBRE DESTINACION	10,000,000.00	00.00	00.00	00.00	00.00	10,000,000.00	1,818,182.00	2,727,273.00	1,818,182.00	2,727,273.00	00.00	5,454,545.00
110206025105	OTROS GASTOS DE INVERSION EN EL SECTOR SALUD	20,000,000.00	473,578,895.75	10,000,000.00	00.00	00.00	483,578,895.75	3,636,364.00	479,033,441.75	3,636,364.00	479,033,441.75	00.00	909,090.00
1102060251051	GASTOS DE INVERSION EN EL SECTOR SALUD	20,000,000.00	110,605,000.00	00.00	00.00	00.00	130,605,000.00	3,636,364.00	116,059,546.00	3,636,364.00	116,059,546.00	00.00	10,909,090.00
1102060251051 11202	RS SOBRETASA A LA GASOLINA	00.00	110,605,000.00	00.00	00.00	00.00	110,605,000.00	00.00	110,605,000.00	00.00	110,605,000.00	00.00	00.00
1102060251051 21601	11/12 SGP LIBRE DESTINACION	20,000,000.00	00.00	00.00	00.00	00.00	20,000,000.00	3,636,364.00	5,454,546.00	3,636,364.00	5,454,546.00	00.00	10,909,090.00
1102060251052	ETESA	00.00	362,973,895.75	10,000,000.00	00.00	00.00	352,973,895.75	00.00	362,973,895.75	00.00	362,973,895.75	00.00	(10,000,000.00)
1102060251052 71202	R.B. ETESA	00.00	362,973,895.75	10,000,000.00	00.00	00.00	352,973,895.75	00.00	362,973,895.75	00.00	362,973,895.75	00.00	(10,000,000.00)
1102060252	FONDO EDUCATIVO MUNICIPAL	69,702,688,900.00	6,733,584,141.61	7,586,171,873.00	00.00	00.00	68,850,101,168.61	8,936,401,045.23	29,579,904,550.46	8,936,401,045.23	29,579,904,550.46	00.00	30,333,795,572.92
110206025201	SGP EDUCACION CALIDAD	4,900,000,000.00	00.00	1,053,538,937.00	00.00	00.00	3,846,461,063.00	00.00	2,932,261,703.00	00.00	2,932,261,703.00	00.00	914,199,360.00
1102060252011	CALIDAD MATRICULA OFICIAL	2,600,000,000.00	00.00	771,601,280.00	00.00	00.00	1,828,398,720.00	00.00	914,199,360.00	00.00	914,199,360.00	00.00	914,199,360.00
1102060252011 2120301	SGP Educacion Calidad	2,600,000,000.00	00.00	771,601,280.00	00.00	00.00	1,828,398,720.00	00.00	914,199,360.00	00.00	914,199,360.00	00.00	914,199,360.00
1102060252012	MATRICULA CALIDAD - GRATUIDAD	2,300,000,000.00	00.00	281,937,657.00	00.00	00.00	2,018,062,343.00	00.00	2,018,062,343.00	00.00	2,018,062,343.00	00.00	00.00
1102060252012 2120302	SGP EDUCACION GRATUIDAD SSF	2,300,000,000.00	00.00	281,937,657.00	00.00	00.00	2,018,062,343.00	00.00	2,018,062,343.00	00.00	2,018,062,343.00	00.00	00.00
110206025202	ADMINISTRACION DEL SERVICIO EDUCATIVO	62,431,313,900.00	458,531,672.00	6,436,902,337.00	00.00	00.00	56,452,943,235.00	8,338,403,411.13	21,883,168,808.87	8,338,403,411.13	21,883,168,808.87	00.00	26,231,371,015.00
11020602520201	SGP EDUCACION PRESTACION DE SERVICIOS POBLACION ATENDIDA	56,128,105,188.00	458,531,672.00	6,436,902,337.00	00.00	00.00	50,149,734,523.00	7,858,313,673.43	20,654,568,407.57	7,858,313,673.43	20,654,568,407.57	00.00	21,636,852,442.00
11020602520201 2120201	SGP Educacion Prestación de Servicios con Situación de fondos	46,128,105,188.00	372,910,760.00	6,436,902,337.00	00.00	00.00	40,064,113,611.00	5,413,521,557.43	17,702,780,487.57	5,413,521,557.43	17,702,780,487.57	00.00	16,947,811,566.00
11020602520201 2120202	SGP Educación Prestación de Servicios Sin situación de Fondos	10,000,000,000.00	00.00	00.00	00.00	00.00	10,000,000,000.00	2,444,792,116.00	2,866,167,008.00	2,444,792,116.00	2,866,167,008.00	00.00	4,689,040,876.00
11020602520201 2120203	R.B. SGP PRESTACION DE SERVICIOS CSF	00.00	85,620,912.00	00.00	00.00	00.00	85,620,912.00	00.00	85,620,912.00	00.00	85,620,912.00	00.00	00.00



# PARAMETRO DEPARTAMENTO MUNICIPIO DE PITALITO

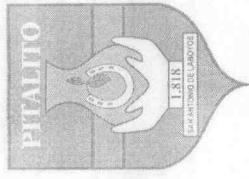
891180077-0

## EJECUCION ACTIVA

viernes, 3 de agosto de 2018

Página 12 de 20

ARTICULO	CONCEPTO	ESTIMATIVO INICIAL	ADICIONES/REINTEGROS	REDUCCIONES	TRASL. CREDITOS	TRASL. CONTRACRE DITOS	ESTIMATIVO TOTAL	RECONOCIMIENTOS		RECAUDOS		ACUMULADO	SALDOS POR RECAUDAR	SALDOS POR EJECUTAR
								MESES ANTER.	MES	MESES ANTER.	MES			
11020602520204	SGP COSTOS ADMINISTRATIVOS	6,303,208,712.00	0.00	0.00	0.00	0.00	6,303,208,712.00	480,089,737.70	1,214,892,685.30	480,089,737.70	1,214,892,685.30	1,694,982,423.00	0.00	4,608,226,289.00
11020602520204 2120201	SGP Educación Prestación de Servicios con Situación de fondos	6,303,208,712.00	0.00	0.00	0.00	0.00	6,303,208,712.00	480,089,737.70	1,214,892,685.30	480,089,737.70	1,214,892,685.30	1,694,982,423.00	0.00	4,608,226,289.00
11020602520205	REINTEGROS SGP PRESTACION DE SERVICIOS	0.00	0.00	0.00	0.00	0.00	0.00	0.00	13,707,716.00	0.00	13,707,716.00	13,707,716.00	0.00	(13,707,716.00)
11020602520205 2120209	Reintegros SGP Prestación de Servicios	0.00	0.00	0.00	0.00	0.00	0.00	0.00	13,707,716.00	0.00	13,707,716.00	13,707,716.00	0.00	(13,707,716.00)
110206025204	FUNCIONAMIENTO FONDO EDUCATIVO	1,601,375,000.00	400,000,000.00	0.00	0.00	0.00	2,001,375,000.00	417,101,574.00	618,181,819.00	417,101,574.00	618,181,819.00	1,035,283,393.00	0.00	966,091,607.00
110206025204 110101	LIBRE D IMPUESTOS	801,375,000.00	0.00	0.00	0.00	0.00	801,375,000.00	271,647,028.00	0.00	271,647,028.00	0.00	271,647,028.00	0.00	529,727,972.00
110206025204 110109	R. B. RECURSOS PROPIOS LD	0.00	400,000,000.00	0.00	0.00	0.00	400,000,000.00	0.00	400,000,000.00	0.00	400,000,000.00	400,000,000.00	0.00	0.00
110206025204 21601	11112 SGP LIBRE DESTINACION	800,000,000.00	0.00	0.00	0.00	0.00	800,000,000.00	145,454,546.00	218,181,819.00	145,454,546.00	218,181,819.00	363,636,365.00	0.00	436,363,635.00
110206025205	SGP ALIMENTACION ESCOLAR	770,000,000.00	1,932,944,660.00	95,730,599.00	0.00	0.00	2,607,214,061.00	158,435,068.00	172,216,426.00	158,435,068.00	172,216,426.00	330,651,494.00	0.00	2,276,562,587.00
110206025205 21101	11112 Sistema General de Participación Alimentación Escolar	700,000,000.00	0.00	89,049,509.00	0.00	0.00	630,950,491.00	114,718,272.00	172,077,408.00	114,718,272.00	172,077,408.00	286,795,580.00	0.00	344,154,811.00
110206025205 2120211	RENDIMIENTOS FINANCIEROS RESOLUCIÓN MEN	70,000,000.00	0.00	0.00	0.00	0.00	70,000,000.00	397,866.00	139,018.00	397,866.00	139,018.00	536,904.00	0.00	(536,904.00)
110206025205 8110813	UTL.DOC.SGP Alimentación Escolar	0.00	0.00	0.00	0.00	0.00	0.00	0.00	0.00	0.00	0.00	0.00	0.00	0.00
110206025205 8110815	RESOLUCION 21801 MEN 2017	0.00	860,935,887.00	0.00	0.00	0.00	860,935,887.00	0.00	0.00	0.00	0.00	0.00	0.00	860,935,887.00
110206025205 8110816	RESOLUCION 21801 MEN 2017	0.00	281,764,000.00	0.00	0.00	0.00	281,764,000.00	0.00	0.00	0.00	0.00	0.00	0.00	281,764,000.00
110206025206	RESOLUCION MEN 01619 DE 2018	0.00	790,244,793.00	0.00	0.00	0.00	790,244,793.00	0.00	0.00	0.00	0.00	0.00	0.00	790,244,793.00
110206025206 8110816	RENDIMIENTOS FINANCIEROS EDUCACION	0.00	0.00	0.00	0.00	0.00	0.00	21,689,080.65	30,580,606.57	21,689,080.65	30,580,606.57	52,269,687.22	0.00	(52,269,687.22)
11020602520601	RENDIMIENTOS FINANCIEROS SGP CALIDAD	0.00	0.00	0.00	0.00	0.00	0.00	8,228,633.98	11,133,764.00	8,228,633.98	11,133,764.00	19,362,397.98	0.00	(19,362,397.98)
11020602520601 5203	RTOS FROS. SGP Educación de Calidad	0.00	0.00	0.00	0.00	0.00	0.00	8,228,633.98	11,133,764.00	8,228,633.98	11,133,764.00	19,362,397.98	0.00	(19,362,397.98)
11020602520602	RENDIMIENTOS FINANCIEROS SGP PRESTACION DEL SERVICIO	0.00	0.00	0.00	0.00	0.00	0.00	12,960,406.30	19,041,369.27	12,960,406.30	19,041,369.27	32,001,775.57	0.00	(32,001,775.57)
11020602520602 5204	RTOS FINANCIEROS SGP PRESTACION DE SERVICIOS	0.00	0.00	0.00	0.00	0.00	0.00	12,960,406.30	19,041,369.27	12,960,406.30	19,041,369.27	32,001,775.57	0.00	(32,001,775.57)
11020602520603	RTOS FROS. SGP ALIMENTACION ESCOLAR	0.00	0.00	0.00	0.00	0.00	0.00	500,040.37	405,473.30	500,040.37	405,473.30	905,513.67	0.00	(905,513.67)



# PARAMETRO DEPARTAMENTO MUNICIPIO DE PITALITO


891180077-0

## EJECUCION ACTIVA

viernes, 3 de agosto de 2018

Página 13 de 20

ARTICULO	CONCEPTO	ESTIMATIVO INICIAL	ADICIONES/R EINGREGO	REDUCCIONES	TRASL. CREDITOS	TRASL. CONTRACCREDITOS	ESTIMATIVO TOTAL	RECONOCIMIENTOS		RECAUDOS		SALDOS POR EJECTAR			
								MESES ANTER.	MES	MESES ANTER.	MES	RECAUDADO	ACUMULADO	RECAUDADO	ACUMULADO
11020602520603205	RTOS. FROS. SGP Alimentación ESCOLAR	00.00	00.00	00.00	00.00	00.00	00.00	500,040.37	405,473.30	500,040.37	405,473.30	00.00	905,513.67	00.00	(905,513.67)
110206025207	SUPERAVIT FINANCIERO EDUCACION	00.00	963,734,279.06	00.00	00.00	00.00	963,734,279.06	00.00	963,734,279.06	00.00	963,734,279.06	00.00	963,734,279.06	00.00	00.00
11020602520701	SUPERAVIT FINANCIERO SGP EDUCACION CALIDAD	00.00	92,768,442.48	00.00	00.00	00.00	92,768,442.48	00.00	92,768,442.48	00.00	92,768,442.48	00.00	92,768,442.48	00.00	00.00
110206025207012120303	R.B. SGP EDUCACION CALIDAD	00.00	92,768,442.48	00.00	00.00	00.00	92,768,442.48	00.00	92,768,442.48	00.00	92,768,442.48	00.00	92,768,442.48	00.00	00.00
11020602520702	SUPERAVIT FINANCIERO EDUCACION PRESTACION DE SERVICIOS	00.00	766,617,971.00	00.00	00.00	00.00	766,617,971.00	00.00	766,617,971.00	00.00	766,617,971.00	00.00	766,617,971.00	00.00	00.00
110206025207022120203	R.B. SGP PRESTACION DE SERVICIOS CSF	00.00	766,617,971.00	00.00	00.00	00.00	766,617,971.00	00.00	766,617,971.00	00.00	766,617,971.00	00.00	766,617,971.00	00.00	00.00
11020602520703	SUPERAVIT FINANCIERO ALIMENTACION ESCOLAR	00.00	104,347,865.58	00.00	00.00	00.00	104,347,865.58	00.00	104,347,865.58	00.00	104,347,865.58	00.00	104,347,865.58	00.00	00.00
110206025207032103	RB SGP ALIMENTACION ESCOLAR	00.00	19,399,607.58	00.00	00.00	00.00	19,399,607.58	00.00	19,399,607.58	00.00	19,399,607.58	00.00	19,399,607.58	00.00	00.00
110206025207038110817	R.B. RESOLUCION 21181 MEN 2017	00.00	48,836,000.00	00.00	00.00	00.00	48,836,000.00	00.00	48,836,000.00	00.00	48,836,000.00	00.00	48,836,000.00	00.00	00.00
110206025207038110818	R.B. RESOLUCION 21801 MEN 2017	00.00	531,250.00	00.00	00.00	00.00	531,250.00	00.00	531,250.00	00.00	531,250.00	00.00	531,250.00	00.00	00.00
110206025207038110819	R.B. RESOLUCION 21802 MEN 2017	00.00	531,250.00	00.00	00.00	00.00	531,250.00	00.00	531,250.00	00.00	531,250.00	00.00	531,250.00	00.00	00.00
110206025207038110820	R.B. RTOS FINANCIEROS RES MEN 2017	00.00	8,200,197.00	00.00	00.00	00.00	8,200,197.00	00.00	8,200,197.00	00.00	8,200,197.00	00.00	8,200,197.00	00.00	00.00
110206025207038110821	R.B. RESOLUCIONES MEN 2017	00.00	26,849,561.00	00.00	00.00	00.00	26,849,561.00	00.00	26,849,561.00	00.00	26,849,561.00	00.00	26,849,561.00	00.00	00.00
110206025210	RECURSOS DE EXCEDENTES FONPET	00.00	2,629,167,234.55	00.00	00.00	00.00	2,629,167,234.55	771,911.45	2,630,554,631.96	771,911.45	2,630,554,631.96	00.00	2,631,326,543.41	00.00	(2,159,308.86)
1102060252102120208	RECURSOS DE EXCEDENTES FONPET	00.00	2,470,495,057.67	00.00	00.00	00.00	2,470,495,057.67	00.00	2,470,495,057.67	00.00	2,470,495,057.67	00.00	2,470,495,057.67	00.00	00.00
1102060252102706	R.B. FONPET CSF DESAHHORRO	00.00	3,458,276.60	00.00	00.00	00.00	3,458,276.60	00.00	3,458,276.60	00.00	3,458,276.60	00.00	3,458,276.60	00.00	00.60
1102060252102707	R.B SGP FONPET EDUCACION	00.00	155,213,900.28	00.00	00.00	00.00	155,213,900.28	00.00	155,213,900.28	00.00	155,213,900.28	00.00	155,213,900.28	00.00	00.00
1102060252102710	RTOS. FROS. DESAHHORRO FONPET CSF	00.00	00.00	00.00	00.00	00.00	00.00	771,911.45	1,387,398.01	771,911.45	1,387,398.01	00.00	2,159,309.46	00.00	(2,159,309.46)
110206025211	RECURSOS DE CAPITAL	00.00	349,206,276.00	00.00	00.00	00.00	349,206,276.00	00.00	349,206,276.00	00.00	349,206,276.00	00.00	349,206,276.00	00.00	00.00
11020602521101	RECURSOS DEL CREDITO	00.00	349,206,276.00	00.00	00.00	00.00	349,206,276.00	00.00	349,206,276.00	00.00	349,206,276.00	00.00	349,206,276.00	00.00	00.00



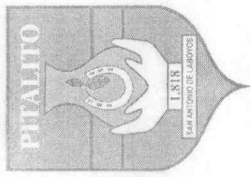
# PARAMETRO DEPARTAMENTO MUNICIPIO DE PITALITO

891180077-0  
EJECUCION ACTIVA

viernes, 3 de agosto de 2018

Página 14 de 20

ARTICULO	CONCEPTO	ESTIMATIVO INICIAL	ADICIONES/REINTEGROS	REDUCCIONES	TRASL. CREDITOS	TRASL. CONTRACRE DITOS	ESTIMATIVO TOTAL	RECONOCIMIENTOS		RECAUDOS		ACUMULADO	SALDOS POR RECAUDAR	
								MESES ANTER.	MES	MESES ANTER.	MES		MESES ANTER.	MES
11020602521101	R.B. RECURSOS DEL CREDITO	00.00	349,206,276.00	00.00	00.00	00.00	349,206,276.00	00.00	349,206,276.00	00.00	349,206,276.00	349,206,276.00	00.00	00.00
9102														
1102060253	OTROS FONDOS Y CUENTAS ESPECIALES	7,298,023,884.00	2,349,619,952.60	00.00	00.00	00.00	9,647,643,836.60	2,436,149,547.54	4,734,900,834.43	4,734,900,834.43	7,171,050,381.97	7,171,050,381.97	00.00	2,476,593,454.63
11020602531	FONDOS CON DESTINACION ESPECIFICA	6,460,091,884.00	2,272,405,188.99	00.00	00.00	00.00	8,732,497,072.99	2,100,204,161.54	4,311,937,061.82	4,311,937,061.82	6,412,141,223.36	6,412,141,223.36	00.00	2,320,355,849.63
1102060253101	FONDO RENTA PARA EL DEPORTE Y LA RECREACION	373,304,166.00	137,200,161.64	00.00	00.00	00.00	510,504,327.64	152,644,219.87	216,834,406.53	216,834,406.53	369,479,626.40	369,479,626.40	00.00	141,025,701.24
110206025310101	FONDO PARA EL DEPORTE Y LA RECREACION	298,643,333.00	39,468,698.12	00.00	00.00	00.00	338,112,031.12	121,682,419.87	103,141,479.01	103,141,479.01	224,823,898.88	224,823,898.88	00.00	113,288,132.24
1102060253101011206	Fondo para el Deporte y la Recreación	298,643,333.00	00.00	00.00	00.00	00.00	298,643,333.00	121,501,025.55	63,509,381.00	63,509,381.00	185,010,406.55	185,010,406.55	00.00	113,632,926.45
1102060253101011331	R.B. ESTAMPILLA PRODEPORTE	00.00	39,468,698.12	00.00	00.00	00.00	39,468,698.12	00.00	39,468,698.12	00.00	39,468,698.12	39,468,698.12	00.00	00.00
110206025310101260219	RTOS FROS ESTAMPILLAS PRODEPORTE	00.00	00.00	00.00	00.00	00.00	00.00	181,394.32	163,399.89	163,399.89	344,794.21	344,794.21	00.00	(344,794.21)
110206025310102	FONPET LEY 863 DE 2003 20% ESTAMPILLAS	74,660,833.00	97,731,463.52	00.00	00.00	00.00	172,392,296.52	30,961,800.00	113,692,927.52	113,692,927.52	144,654,727.52	144,654,727.52	00.00	27,737,569.00
1102060253101021206	Fondo para el Deporte y la Recreación	74,660,833.00	00.00	00.00	00.00	00.00	74,660,833.00	30,961,800.00	15,961,464.00	15,961,464.00	46,923,264.00	46,923,264.00	00.00	27,737,569.00
1102060253101021331	R.B. ESTAMPILLA PRODEPORTE	00.00	97,731,463.52	00.00	00.00	00.00	97,731,463.52	00.00	97,731,463.52	00.00	97,731,463.52	97,731,463.52	00.00	00.00
1102060253102	FONDO ESTAMPILLA PROCULTURA	252,143,545.00	105,951,365.46	00.00	00.00	00.00	358,094,910.46	153,549,433.99	183,828,671.77	183,828,671.77	337,378,105.76	337,378,105.76	00.00	20,716,804.70
110206025310201	ESTAMPILLA PROCULTURA	201,714,836.00	39,254,061.32	00.00	00.00	00.00	240,978,897.32	122,643,445.38	101,346,572.42	101,346,572.42	223,990,017.80	223,990,017.80	00.00	16,986,879.52
1102060253102011205	Estampillas Procultura	201,714,836.00	00.00	00.00	00.00	00.00	201,714,836.00	122,473,525.55	61,931,731.00	61,931,731.00	184,405,256.55	184,405,256.55	00.00	17,309,579.45
1102060253102011313	R.B. FONDO ESTAMPILLA PROCULTURA	00.00	39,254,061.32	00.00	00.00	00.00	39,254,061.32	00.00	39,254,061.32	00.00	39,254,061.32	39,254,061.32	00.00	00.00
110206025310201260218	RTOS FROS ESTAMPILLAS PROCULTURA	00.00	00.00	00.00	00.00	00.00	00.00	169,919.83	150,780.10	150,780.10	320,699.93	320,699.93	00.00	(320,699.93)
110206025310202	FONPET LEY 863 DE 2003 20% ESTAMPILLAS	50,428,709.00	66,687,304.14	00.00	00.00	00.00	117,116,013.14	30,905,968.61	82,482,099.35	82,482,099.35	113,388,087.96	113,388,087.96	00.00	3,727,925.18
1102060253102021205	Estampillas Procultura	50,428,709.00	00.00	00.00	00.00	00.00	50,428,709.00	30,747,550.00	15,554,464.00	15,554,464.00	46,302,014.00	46,302,014.00	00.00	4,126,695.00
1102060253102021313	R.B. FONDO ESTAMPILLA PROCULTURA	00.00	66,687,304.14	00.00	00.00	00.00	66,687,304.14	00.00	66,687,304.14	00.00	66,687,304.14	66,687,304.14	00.00	00.00
110206025310202260225	RTOS FROS FONPET LEY 863/2003 20% RETENCION ESTAMPILLAS	00.00	00.00	00.00	00.00	00.00	00.00	158,438.61	240,331.21	240,331.21	398,769.82	398,769.82	00.00	(398,769.82)
1102060253103	FONDO PROUNIVERSIDADES PUBLICAS	182,434,265.00	160,758,572.29	00.00	00.00	00.00	343,192,837.29	77,012,653.00	200,501,144.29	200,501,144.29	277,513,797.29	277,513,797.29	00.00	65,679,040.00



# PARAMETRO DEPARTAMENTO MUNICIPIO DE PITALITO


891180077-0

## EJECUCION ACTIVA

viernes, 3 de agosto de 2018

Página 15 de 20

ARTICULO	CONCEPTO	ESTIMATIVO INICIAL	ADICIONES/R EINTEGRO	REDUCCIONES	TRASL. CREDITOS	TRASL. CONTRACRE DITOS	ESTIMATIVO TOTAL	RECONOCIMIENTOS		RECAUDOS		ACUMULADO	SALDOS POR RECAUDAR	SALDOS POR EJECUTAR
								MESES ANTER.	MES	MESES ANTER.	MES			
110206025310301	FONDO PROUNIVERSIDADES PUBLICAS	145,947,412.00	75,759,995.42	00.00	00.00	00.00	221,707,407.42	61,240,303.00	107,516,275.42	61,240,303.00	107,516,275.42	168,756,578.42	00.00	52,950,829.00
110206025310301 1208	FONDO PROUNIVERSIDADES PUBLICAS	145,947,412.00	00.00	00.00	00.00	00.00	145,947,412.00	61,240,303.00	31,756,280.00	61,240,303.00	31,756,280.00	92,996,583.00	00.00	52,950,829.00
110206025310301 1319	R.B. FONDO PROUNIVERSIDADES PUBLICAS	00.00	75,759,995.42	00.00	00.00	00.00	75,759,995.42	00.00	75,759,995.42	00.00	75,759,995.42	75,759,995.42	00.00	00.00
110206025310302	FONPET LEY 863 DE 2003 20% ESTAMPILLAS	36,486,853.00	84,998,576.87	00.00	00.00	00.00	121,485,429.87	15,772,350.00	92,984,888.87	15,772,350.00	92,984,888.87	108,757,218.87	00.00	12,728,211.00
110206025310302 1208	FONDO PROUNIVERSIDADES PUBLICAS	36,486,853.00	00.00	00.00	00.00	00.00	36,486,853.00	15,772,350.00	7,966,292.00	15,772,350.00	7,966,292.00	23,756,642.00	00.00	12,728,211.00
110206025310302 1319	R.B. FONDO PROUNIVERSIDADES PUBLICAS	00.00	84,998,576.87	00.00	00.00	00.00	84,998,576.87	00.00	84,998,576.87	00.00	84,998,576.87	84,998,576.87	00.00	00.00
1102060253104	LEY 418 FONDO DE SEGURIDAD CIUDADANA (CONTRIBUCION SOBRE CONTRATO DE OBRA PUBLICA)	552,000,000.00	47,448,542.90	00.00	00.00	00.00	599,448,542.90	162,601,069.69	120,264,083.86	162,601,069.69	120,264,083.86	282,865,153.55	00.00	316,583,389.35
1102060253104 120404	LEY 418 FONDO DE SEGURIDAD CIUDADANA	552,000,000.00	00.00	00.00	00.00	00.00	552,000,000.00	162,027,808.00	72,621,900.00	162,027,808.00	72,621,900.00	234,649,708.00	00.00	317,350,292.00
1102060253104 1329	R.B. FONDO DE SEGURIDAD CIUDADANA	00.00	47,448,542.90	00.00	00.00	00.00	47,448,542.90	00.00	47,448,542.90	00.00	47,448,542.90	47,448,542.90	00.00	00.00
1102060253104 260209	RTOS FROS SEGURIDAD CIUDADANA	00.00	00.00	00.00	00.00	00.00	00.00	573,261.69	193,640.96	573,261.69	193,640.96	766,902.65	00.00	(766,902.65)
1102060253105	FONDO AMBIENTAL 15% PREDIAL (SOBRETASA AMBIENTAL)	988,469,291.00	00.00	00.00	00.00	00.00	988,469,291.00	795,835,674.00	203,686,886.00	795,835,674.00	203,686,886.00	999,424,560.00	00.00	(30,955,269.00)
1102060253105 110101	LIBRE ASIGNACION DE IMPUESTOS	988,469,291.00	00.00	00.00	00.00	00.00	988,469,291.00	795,835,674.00	203,686,886.00	795,835,674.00	203,686,886.00	999,424,560.00	00.00	(30,955,269.00)
1102060253106	FONDO ALUMBRADO PUBLICO (IMPUESTO DE ALUMBRADO PUBLICO)	2,800,000,000.00	1,124,054,564.08	00.00	00.00	00.00	3,924,054,564.08	262,208,339.44	2,393,146,812.96	262,208,339.44	2,393,146,812.96	2,655,355,152.40	00.00	1,268,699,411.68
1102060253106 121001	ALUMBRADO PUBLICO	2,800,000,000.00	00.00	00.00	00.00	00.00	2,800,000,000.00	260,269,747.44	1,267,694,976.88	260,269,747.44	1,267,694,976.88	1,527,964,724.32	00.00	1,272,035,275.68
1102060253106 121002	R.B. ALUMBRADO PUBLICO	00.00	1,124,054,564.08	00.00	00.00	00.00	1,124,054,564.08	00.00	1,124,054,564.08	00.00	1,124,054,564.08	1,124,054,564.08	00.00	00.00
1102060253106 260214	RTOS FROS RECURSOS FONDO DE ALUMBRADO PUBLICO	00.00	00.00	00.00	00.00	00.00	00.00	1,938,592.00	1,397,272.00	1,938,592.00	1,397,272.00	3,335,864.00	00.00	(3,335,864.00)
1102060253109	FONDO CONTRIBUCION DE VALORIZACION (IMPUESTO VALORIZACION VIGENCIA ACTUAL Y ANTERIOR)	2,600,000.00	12,945,336.71	00.00	00.00	00.00	15,545,336.71	1,141,257.29	12,960,746.19	1,141,257.29	12,960,746.19	14,102,003.48	00.00	1,443,333.23
1102060253109 1209	FONDO DE VALORIZACION	2,600,000.00	00.00	00.00	00.00	00.00	2,600,000.00	1,125,699.00	00.00	1,125,699.00	00.00	1,125,699.00	00.00	1,474,301.00



# PARAMETRO DEPARTAMENTO MUNICIPIO DE PITALITO


891180077-0

## EJECUCION ACTIVA

viernes, 3 de agosto de 2018

Página 16 de 20

ARTICULO	CONCEPTO	ESTIMATIVO INICIAL	ADICIONES/ E INTEGRO	REDUCCIONES	TRASL. CREDITOS	TRASL. CONTRACRE DITOS	ESTIMATIVO TOTAL	RECONOCIMIENTOS		RECAUDOS		SALDOS POR RECAUDAR	SALDOS POR EJECUTAR
								MESES ANTER.	MESES ANTER.	MESES ANTER.	MESES ANTER.		
1102060253109 1312	R.B. FONDO CONTRIBUCION DE VALORIZACION	00.00	12,945,336.71	00.00	00.00	00.00	12,945,336.71	00.00	12,945,336.71	00.00	12,945,336.71	00.00	00.00
1102060253109 260208	RTOS FINANCIEROS FONDO DE VALORIZACION	00.00	00.00	00.00	00.00	00.00	00.00	15,558.29	15,409.48	15,558.29	15,409.48	00.00	(30,967.77)
1102060253113	FONDO PARA LA PROVISION Y DOTACION DEL ESPACIO PUBLICO	336,914,617.00	371,661,253.01	00.00	00.00	00.00	708,575,870.01	16,238,842.06	374,035,464.15	16,238,842.06	374,035,464.15	390,274,306.21	318,301,563.80
1102060253113 1225	FONDO PARA LA PROVISION Y DOTACION DE ESPACIO PUBLICO	336,914,617.00	00.00	00.00	00.00	00.00	336,914,617.00	15,997,783.00	2,285,398.00	15,997,783.00	2,285,398.00	18,283,181.00	318,631,436.00
1102060253113 1338	R.B. FONDO PARA LA PROVISION Y DOTACION DEL ESPACIO PUBLICO	00.00	371,661,253.01	00.00	00.00	00.00	371,661,253.01	00.00	371,661,253.01	00.00	371,661,253.01	00.00	00.00
1102060253113 260212	RTOS FROS FONDO PARA LA PROVISION Y DOTACION DEL ESPACIO PUBLICO	00.00	00.00	00.00	00.00	00.00	00.00	241,059.06	88,813.14	241,059.06	88,813.14	329,872.20	(329,872.20)
1102060253114	FONDO MUNICIPAL DE COMPARENDO AMBIENTAL	1,000.00	4,186,612.83	00.00	00.00	00.00	4,187,612.83	1,034.16	4,187,655.62	1,034.16	4,187,655.62	4,188,689.78	(1,076.95)
1102060253114 1227	COMPARENDO AMBIENTAL	1,000.00	00.00	00.00	00.00	00.00	1,000.00	00.00	00.00	00.00	00.00	00.00	1,000.00
1102060253114 1336	R.B. COMPARENDO AMBIENTAL	00.00	4,186,612.83	00.00	00.00	00.00	4,186,612.83	00.00	4,186,612.83	00.00	4,186,612.83	00.00	00.00
1102060253114 260220	RTOS FROS FONDO MPAL COMPARENDO AMBIENTAL	00.00	00.00	00.00	00.00	00.00	00.00	1,034.16	1,042.79	1,034.16	1,042.79	2,076.95	(2,076.95)
1102060253115	SOBRETASA BOMBERIL	450,225,000.00	8,884,544.12	00.00	00.00	00.00	459,109,544.12	240,911,424.61	175,701,670.75	240,911,424.61	175,701,670.75	416,613,095.36	42,466,448.76
1102060253115 121303	RB SOBRETASA BOMBERIL	00.00	8,884,544.12	00.00	00.00	00.00	8,884,544.12	00.00	8,884,544.33	00.00	8,884,544.33	8,884,544.33	(00.21)
1102060253115 1229	SOBRETASA BOMBERIL	450,225,000.00	00.00	00.00	00.00	00.00	450,225,000.00	240,911,424.00	166,817,126.00	240,911,424.00	166,817,126.00	407,728,550.00	42,466,450.00
1102060253115 260222	RTOS FROS SOBRETASA BOMBERIL	00.00	00.00	00.00	00.00	00.00	00.00	00.61	00.42	00.61	00.42	01.03	(01.03)
1102060253116	ESTAMPILLA PROBIENSTAR DEL ANCIANO Y CENTROS DE ATENCION PARA LA TERCERA EDAD	540,000,000.00	283,459,741.95	00.00	00.00	00.00	823,459,741.95	230,684,999.43	403,156,012.02	230,684,999.43	403,156,012.02	633,841,011.45	189,618,730.50
110206025311601	ESTAMPILLA PROBIENSTAR DEL ANCIANO Y CENTROS DE ATENCION PARA LA TERCERA EDAD	432,000,000.00	121,211,998.36	00.00	00.00	00.00	553,211,998.36	184,548,159.22	217,310,195.43	184,548,159.22	217,310,195.43	401,858,354.65	151,353,643.71
110206025311601 1230	ESTAMP. PROBIENSTAR DEL ANCIANO Y CENTRO DE ATENC. PARA LA TERCERA EDAD	432,000,000.00	00.00	00.00	00.00	00.00	432,000,000.00	183,956,675.00	95,809,361.00	183,956,675.00	95,809,361.00	279,766,036.00	152,233,964.00
110206025311601 1332	R.B. ESTAMPILLA PROBIENSTAR DEL ANCIANO	00.00	121,211,998.36	00.00	00.00	00.00	121,211,998.36	00.00	121,211,998.36	00.00	121,211,998.36	121,211,998.36	00.00



# PARAMETRO DEPARTAMENTO MUNICIPIO DE PITALITO


891180077-0

## EJECUCION ACTIVA

viernes, 3 de agosto de 2018

Página 17 de 20

ARTICULO	CONCEPTO	ESTIMATIVO INICIAL	ADICIONES/ E INTEGRO	REDUCCIONES	TRASL. CREDITOS	TRASL. CONTRACRE DITOS	ESTIMATIVO TOTAL	RECONOCIMIENTOS		RECAUDOS		SALDOS POR RECAUDAR	SALDOS POR EJECUTAR
								MESES ANTER.	MES	MESES ANTER.	MES		
110206025311601 260221	RTOS FROS ESTAMP. PRO BIENESTAR DEL ANCIANO Y CENTRO DE ATENC.PARA LA TERCERA EDAD	00.00	00.00	00.00	00.00	00.00	00.00	591,484.22	288,836.07	880,320.29	880,320.29	00.00	(880,320.29)
110206025311602	FONPET LEY 863 DE 2003 20% ESTAMPILLAS	108,000,000.00	162,247,743.59	00.00	00.00	00.00	270,247,743.59	46,136,840.21	185,845,816.59	231,982,656.80	231,982,656.80	00.00	38,265,086.79
110206025311602 1230	ESTAMP. PROBIENESTAR DEL ANCIANO Y CENTRO DE ATENC.PARA LA TERCERA EDAD	108,000,000.00	00.00	00.00	00.00	00.00	108,000,000.00	46,136,840.21	23,598,073.00	69,734,913.21	69,734,913.21	00.00	38,265,086.79
110206025311602 1332	R.B. ESTAMPILLA PROBIENESTAR DEL ANCIANO	00.00	162,247,743.59	00.00	00.00	00.00	162,247,743.59	00.00	162,247,743.59	162,247,743.59	162,247,743.59	00.00	00.00
1102060253117	FONDO TERRITORIAL DE SEGURIDAD Y CONVIVENCIA CIUDADANA	2,000,000.00	15,854,494.00	00.00	00.00	00.00	17,854,494.00	7,375,214.00	23,731,507.68	31,106,721.68	31,106,721.68	00.00	(13,252,227.68)
1102060253117 1207	LEY 1801 DE 2016 - FONDO TERRITORIAL DE SEGURIDAD Y CONVIVENCIA CIUDADANA	2,000,000.00	00.00	00.00	00.00	00.00	2,000,000.00	7,331,907.00	7,853,644.00	15,185,551.00	15,185,551.00	00.00	(13,185,551.00)
1102060253117 1341	R.B.LEY 1801 DE 2016 - FONDO TERRIT. DE SEGURIDAD Y CONVIVENC. CIUDADANA	00.00	15,854,494.00	00.00	00.00	00.00	15,854,494.00	00.00	15,854,494.00	15,854,494.00	15,854,494.00	00.00	00.00
1102060253117 260224	RTOS FROS FONDO TERRITORIAL DE SEGURIDAD Y CONVIVENCIAS CIUDADANA	00.00	00.00	00.00	00.00	00.00	00.00	43,307.00	23,369.68	66,676.68	66,676.68	00.00	(66,676.68)
11020602532	OTRAS CUENTAS Y FONDOS ESPECIALES DE DESTINACION ESPECIFICA	837,932,000.00	77,214,763.61	00.00	00.00	00.00	915,146,763.61	335,945,386.00	422,963,772.61	758,909,158.61	758,909,158.61	00.00	156,237,605.00
1102060253201	FONDO DE GESTION DEL RIESGO	139,932,000.00	00.00	00.00	00.00	00.00	139,932,000.00	37,886,168.00	35,187,872.00	73,074,040.00	73,074,040.00	00.00	66,857,960.00
1102060253201 1102	SOBRETASA A LA GASOLINA	139,932,000.00	00.00	00.00	00.00	00.00	139,932,000.00	37,886,168.00	35,187,872.00	73,074,040.00	73,074,040.00	00.00	66,857,960.00
1102060253202	FONDO PARA LA POBLACION DESPLAZADA	110,000,000.00	00.00	00.00	00.00	00.00	110,000,000.00	29,799,792.00	27,677,418.00	57,477,210.00	57,477,210.00	00.00	52,522,790.00
1102060253202 1102	SOBRETASA A LA GASOLINA	110,000,000.00	00.00	00.00	00.00	00.00	110,000,000.00	29,799,792.00	27,677,418.00	57,477,210.00	57,477,210.00	00.00	52,522,790.00
1102060253203	FONDO DE EDUCACION PARA EL TRABAJO Y EL DESARROLLO HUMANO	50,000,000.00	65,047,870.00	00.00	00.00	00.00	115,047,870.00	93,962.00	65,129,136.00	65,223,098.00	65,223,098.00	00.00	49,824,772.00
1102060253203 1222	Fondo de Educación para el Trabajo y el Desarrollo Humano	50,000,000.00	00.00	00.00	00.00	00.00	50,000,000.00	93,962.00	81,266.00	175,228.00	175,228.00	00.00	49,824,772.00
1102060253203 1337	R.B. FONDO DE EDUCACION PARA EL TRABAJO Y EL DESARROLLO HUMANO	00.00	65,047,870.00	00.00	00.00	00.00	65,047,870.00	00.00	65,047,870.00	65,047,870.00	65,047,870.00	00.00	00.00



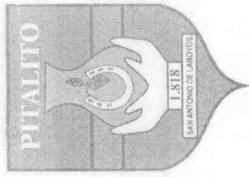
# PARAMETRO DEPARTAMENTO MUNICIPIO DE PITALITO

891180077-0  
EJECUCION ACTIVA

viernes, 3 de agosto de 2018

Página 18 de 20

ARTICULO	CONCEPTO	ESTIMATIVO INICIAL	ADICIONES/IR EINTEGRO	REDUCCION ES	TRASL. CREDITOS	TRASL. CONTRACRE DITOS	ESTIMATIVO TOTAL	RECONOCIMIENTOS		RECAUDOS		SALDOS POR RECAUDAR	SALDOS POR EJECUTAR
								MESES ANTER.	MESES ANTER.	MESES ANTER.	MESES ANTER.		
1102060263204	RECURSOS DESTINADOS AL INSTITUTO DE CULTURA RECREACION Y DEPORTE	538,000,000.00	00.00	00.00	00.00	00.00	538,000,000.00	268,165,464.00	282,802,463.00	268,165,464.00	282,802,463.00	00.00	(12,967,917.00)
1102060263204	LIBRE ASIGNACION DE IMPUESTOS	538,000,000.00	00.00	00.00	00.00	00.00	538,000,000.00	268,165,464.00	282,802,463.00	268,165,464.00	282,802,463.00	00.00	(12,967,917.00)
1102060263205	FONDO DE ELECTRIFICACION RURAL	00.00	5,465,090.23	00.00	00.00	00.00	5,465,090.23	00.00	5,465,090.23	00.00	5,465,090.23	00.00	00.00
110206026320501	FONDO ELECTRIFICACION RURAL	00.00	4,142,514.28	00.00	00.00	00.00	4,142,514.28	00.00	4,142,514.28	00.00	4,142,514.28	00.00	00.00
1102060263205011333	R.B. FONDO ELECTRIFICACION	00.00	4,142,514.28	00.00	00.00	00.00	4,142,514.28	00.00	4,142,514.28	00.00	4,142,514.28	00.00	00.00
110206026320502	FONPET LEY 863 DE 2003 20% ESTAMPILLAS	00.00	1,322,575.95	00.00	00.00	00.00	1,322,575.95	00.00	1,322,575.95	00.00	1,322,575.95	00.00	00.00
1102060263205021333	R.B. FONDO ELECTRIFICACION	00.00	1,322,575.95	00.00	00.00	00.00	1,322,575.95	00.00	1,322,575.95	00.00	1,322,575.95	00.00	00.00
1102060263206	ESPECTACULOS PUBLICOS Y ARTES ESCENICAS	00.00	6,663,223.25	00.00	00.00	00.00	6,663,223.25	00.00	6,663,223.25	00.00	6,663,223.25	00.00	00.00
11020602632061339	R.B. CONTRIBUC. PARAFISCALES- ESPECTACULOS PUBLICOS Y ARTES ESCENICAS (LEY 1483/2011)	00.00	6,663,223.25	00.00	00.00	00.00	6,663,223.25	00.00	6,663,223.25	00.00	6,663,223.25	00.00	00.00
1102060263207	RENDIMIENTOS FRCSO FONPET 20% ESTAMPILLAS	00.00	38,580.13	00.00	00.00	00.00	38,580.13	00.00	38,580.13	00.00	38,580.13	00.00	00.00
1102060263207260223	R.B. RTOS FROS FONPET 20% ESTAMPILLAS	00.00	38,580.13	00.00	00.00	00.00	38,580.13	00.00	38,580.13	00.00	38,580.13	00.00	00.00
13	INGRESOS DE CAPITAL	00.00	7,790,523,414.67	180,605,000.00	00.00	00.00	7,609,918,414.67	165,037,186.10	7,874,586,617.00	165,037,186.10	7,874,586,617.00	00.00	(429,705,388.43)
1301	COFINANCIACION	00.00	299,938,638.00	00.00	00.00	00.00	299,938,638.00	113,422,255.00	278,285,027.00	113,422,255.00	278,285,027.00	00.00	(91,768,644.00)
130101	COFINANCIACION NACIONAL	00.00	92,552,534.00	00.00	00.00	00.00	92,552,534.00	00.00	00.00	00.00	00.00	00.00	92,552,534.00
1301018110217	CONV. 695/017 FIP. CONSTRUCC. OBRAS DE ORNATO E ILUMINAC. FASE II PARQUE PRINCIP. CENTRO POBLA. BRUSELAS IMPIO PITALITO	00.00	92,552,534.00	00.00	00.00	00.00	92,552,534.00	00.00	00.00	00.00	00.00	00.00	92,552,534.00
130102	COFINANCIACION DEPARTAMENTAL	00.00	207,386,104.00	00.00	00.00	00.00	207,386,104.00	113,422,255.00	278,285,027.00	113,422,255.00	278,285,027.00	00.00	(184,321,178.00)
1301028210102	CONVENIO INTERMOTIVO 032 DE 2017 DPTO. - SRIA SALUD DPTAL. - MPIO PTO. ATENCION ADULTO MAYOR HOGAR ANCIANOS SAN JOSE	00.00	00.00	00.00	00.00	00.00	00.00	62,500,000.00	00.00	62,500,000.00	00.00	00.00	(62,500,000.00)



# PARAMETRO DEPARTAMENTO MUNICIPIO DE PITALITO

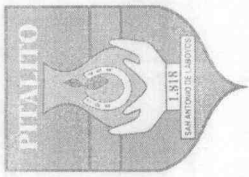
891180077-0

## EJECUCION ACTIVA

viernes, 3 de agosto de 2018

Página 19 de 20

ARTICULO	CONCEPTO	ESTIMATIVO INICIAL	ADICIONES/REINTEGROS	REDUCCIONES	TRASL. CREDITOS	TRASL. CONTRACRE DITOS	ESTIMATIVO TOTAL	RECONOCIMIENTOS		RECAUDOS		SALDOS POR RECAUDAR		
								MESES ANTER.	MES	MESES ANTER.	MES	ACUMULADO	MESES ANTER.	ACUMULADO
130102 8210103	ADICIONAL 3 CONVENIO INTERMUTIVO 076 DE 2016 DPTO - MPIO PTO. REPOSIC. Y OPTIMIZAC. ALCANTAR. SANIT. Y CONSTRUCC. AGUAS LLUVIAS EN EL MPIO PTO.	00.00	00.00	00.00	00.00	00.00	00.00	00.00	00.00	50,922,255.00	00.00	50,922,255.00	00.00	(50,922,255.00)
130102 8210107	CONVENIO INTERADMUTIVO 124 DE 2017 DPTO - MPIO. RENOVACION DEL MUSEO VIAL LABOYANO EN EL MPIO DE PITALITO	00.00	00.00	00.00	00.00	00.00	00.00	00.00	70,898,923.00	00.00	70,898,923.00	00.00	70,898,923.00	(70,898,923.00)
130102 8210109	R.B. CONVENIO 113017 DPTO - MPIO REHABILITACION PUENTE VEHICULAR YDAS STA INES Y HOLANDA SOBRE EL RIO GUACHICOS MPIO DE PITALITO HUILA	00.00	147,386,104.00	00.00	00.00	00.00	147,386,104.00	00.00	147,386,104.00	00.00	147,386,104.00	00.00	147,386,104.00	00.00
130102 8210110	R.B. CONVENIO 175017 DPTO - MPIO FORTALEC. CAMARAS COMUNITARIAS MPIO DE PITALITO	00.00	60,000,000.00	00.00	00.00	00.00	60,000,000.00	00.00	60,000,000.00	00.00	60,000,000.00	00.00	60,000,000.00	00.00
1303	RENDIMIENTOS POR OPERACIONES FINANCIERAS	00.00	00.00	00.00	00.00	00.00	00.00	20,453,833.38	43,481,660.23	20,453,833.38	43,481,660.23	00.00	63,935,493.61	(63,935,493.61)
1303	RC. RENDIMI. POR OPERAC. FINANC. LIBRE DESTINACION	00.00	00.00	00.00	00.00	00.00	00.00	20,453,833.38	43,481,660.23	20,453,833.38	43,481,660.23	00.00	63,935,493.61	(63,935,493.61)
1305	REINTEGROS	00.00	00.00	00.00	00.00	00.00	00.00	27,455,523.00	18,557,967.00	27,455,523.00	18,557,967.00	00.00	46,013,490.00	(46,013,490.00)
1305	RC REINTEGROS	00.00	00.00	00.00	00.00	00.00	00.00	1,128,551.00	1,237,600.00	1,128,551.00	1,237,600.00	00.00	2,366,151.00	(2,366,151.00)
1305	RC REINTEGROS PROYECTOS PAVIMENTACION	00.00	00.00	00.00	00.00	00.00	00.00	26,326,972.00	17,320,367.00	26,326,972.00	17,320,367.00	00.00	43,647,339.00	(43,647,339.00)
1306	DIVIDENDOS	00.00	140,790,066.00	00.00	00.00	00.00	140,790,066.00	00.00	292,499,035.00	00.00	292,499,035.00	00.00	292,499,035.00	(151,708,969.00)
1306	R.B. DIVIDENDOS	00.00	140,790,066.00	00.00	00.00	00.00	140,790,066.00	00.00	292,499,035.00	00.00	292,499,035.00	00.00	292,499,035.00	(151,708,969.00)
1307	RECURSOS DEL BALANCE	00.00	2,411,102,238.93	180,605,000.00	00.00	00.00	2,230,497,238.93	00.00	2,299,741,100.73	00.00	2,299,741,100.73	00.00	2,299,741,100.73	(69,243,861.80)
130701	SALDOS DE CAJA Y BANCOS	00.00	2,411,102,238.93	180,605,000.00	00.00	00.00	2,230,497,238.93	00.00	2,299,741,100.73	00.00	2,299,741,100.73	00.00	2,299,741,100.73	(69,243,861.80)
13070101	SUPERAVIT RECURSOS PROPIOS	00.00	2,411,102,238.93	180,605,000.00	00.00	00.00	2,230,497,238.93	00.00	2,299,741,100.73	00.00	2,299,741,100.73	00.00	2,299,741,100.73	(69,243,861.80)
13070101 110109	R.B. RECURSOS PROPIOS LD	00.00	1,545,388,183.01	70,000,000.00	00.00	00.00	1,475,388,183.01	00.00	1,544,632,044.81	00.00	1,544,632,044.81	00.00	1,544,632,044.81	(69,243,861.80)
13070101 112002	RB SOBRETASA A LA GASOLINA	00.00	621,418,538.48	110,605,000.00	00.00	00.00	510,813,538.48	00.00	510,813,538.48	00.00	510,813,538.48	00.00	510,813,538.48	00.00
13070101 1347	R.B. REC. PROPIOS COFINANCIAC.PROYECT. DE PAVIMENTACION	00.00	244,295,517.44	00.00	00.00	00.00	244,295,517.44	00.00	244,295,517.44	00.00	244,295,517.44	00.00	244,295,517.44	00.00



# PARAMETRO DEPARTAMENTO MUNICIPIO DE PITALITO

891180077-0  
EJECUCION ACTIVA

viernes, 3 de agosto de 2018

Página 20 de 20


ARTICULO	CONCEPTO	ESTIMATIVO INICIAL	ADICIONES/ EINTEGRO	REDUCCIONES	TRASL. CREDITOS	TRASL. CONTRACRE DITOS	ESTIMATIVO TOTAL	RECONOCIMIENTOS		RECAUDOS		SALDOS POR RECAUDAR	SALDOS POR EJECCUTAR
								MESES ANTER.	MES	ACUMULADO	MESES ANTER.		
1308	INCENTIVOS REGIONALIZACION POR DISPOSIC. FINAL DE R. DEBASURAS	00.00	34,901,091.74	00.00	00.00	00.00	34,901,091.74	3,705,574.72	38,231,195.04	3,705,574.72	38,231,195.04	00.00	(7,035,678.02)
1308	1226 INCENTIVO DE REGIONALIZAC. POR DISPOSIC. FINAL DE R. SOLIDOS	00.00	00.00	00.00	00.00	00.00	00.00	3,696,488.00	3,320,092.00	3,696,488.00	3,320,092.00	00.00	(7,016,580.00)
1308	1345 R.B. INCENTIVOS REGIONALIZACION MPIO DE PITALITO	00.00	34,901,091.74	00.00	00.00	00.00	34,901,091.74	00.00	34,901,091.74	00.00	34,901,091.74	00.00	00.00
1308	RTOS FROS INCENTI REGIONALIZAC. MUNICIPIO DE PITALITO	00.00	00.00	00.00	00.00	00.00	00.00	9,086.72	10,011.30	9,086.72	10,011.30	00.00	(19,098.02)
1309	RECURSOS DEL CREDITO	00.00	4,903,791,380.00	00.00	00.00	00.00	4,903,791,380.00	00.00	4,903,790,632.00	00.00	4,903,790,632.00	00.00	748.00
130902	BANCA COMERCIAL	00.00	4,903,791,380.00	00.00	00.00	00.00	4,903,791,380.00	00.00	4,903,790,632.00	00.00	4,903,790,632.00	00.00	748.00
130902	9104 R.B. BANCO AGRARIO CREDITO 611516474	00.00	1,000,326,254.00	00.00	00.00	00.00	1,000,326,254.00	00.00	1,000,326,254.00	00.00	1,000,326,254.00	00.00	00.00
130902	9105 RECURSOS DEL CREDITO - BANCO BOGOTA 4537494	00.00	3,903,465,126.00	00.00	00.00	00.00	3,903,465,126.00	00.00	3,903,464,378.00	00.00	3,903,464,378.00	00.00	748.00
<b>TOTALES</b>		173,927,934,994.61	77,048,846,110.11	60,697,124,928.45	00.00	00.00	190,279,656,174.27	39,325,500,543.82	72,145,788,563.05	39,325,500,543.82	72,145,788,563.05	00.00	78,808,367,069.40

OBSERVACIONES:

  
 FIRMA 1

  
 FIRMA 2

  
 FIRMA 3

  
 FIRMA 4